

## Frequencies Teachers Czech Republic - SEEL Survey

### Statistics

	N		Mean	Median	Std. Deviation	Variance	Minimum	Maximum
	Valid	Missing						
Importance -	71	0	36,00	36,00	20,640	426,000	1	71
Country	71	0	1,00	1,00	,000	,000	1	1
Code	71	0						
Gender - I am	59	12	1,25	1,00	,439	,193	1	2
Age	60	11	38,42	38,00	10,123	102,484	24	61
Function in your institution- I am regular teacher	64	7	,47	,00	,503	,253	0	1
Function in your institution- I am headmaster	64	7	,02	,00	,125	,016	0	1
Function in your institution- I am responsible for a group of teachers	64	7	,00	,00	,000	,000	0	0
Function in your institution- I am responsible for EU-Projects	64	7	,00	,00	,000	,000	0	0
Function in your institution- I am responsible for information technology	64	7	,00	,00	,000	,000	0	0
Function in your institution- I am responsible for the timetables	64	7	,00	,00	,000	,000	0	0
Function in your institution- teacher in the field of mathematics	64	7	,06	,00	,244	,060	0	1
Function in your institution- I am language teacher	64	7	,33	,00	,473	,224	0	1
Function in your institution- I am teachers in the field of economics	64	7	,05	,00	,213	,045	0	1
Function in your institution- I am teachers in the field of history	64	7	,02	,00	,125	,016	0	1
Function in your institution- I am music teacher	64	7	,08	,00	,270	,073	0	1
Opinion about eLearning - eLearning is important as a part of an educational process	54	17	2,00	2,00	,752	,566	1	3
Opinion about eLearning - eLearning has to be supported by teachers.	54	17	2,00	2,00	,727	,528	1	3
Opinion about eLearning - eLearning should be encouraged by teachers.	54	17	2,02	2,00	,714	,509	1	3
Opinion about eLearning - eLearning has to be provided at schools.	54	17	2,19	2,00	,826	,682	1	4

**Statistics**

	N		Mean	Median	Std. Deviation	Variance	Minimum	Maximum
	Valid	Missing						
Opinion about eLearning - eLearning should be fostered by politicians.	54	17	2,76	3,00	,889	,790	1	4
Opinion about eLearning - eLearning is becoming more important in the future.	53	18	1,68	2,00	,673	,453	1	3
Opinion about eLearning - eLearning has to be provided online without additional courses or lectures.	53	18	3,11	3,00	,751	,564	1	4
Opinion about eLearning - eLearning should be provided in a combination of face-to-face courses and and online course.	54	17	2,26	2,00	,851	,724	1	4
Opinion about eLearning - My school encourages teachers to use eLearning.	54	17	2,63	3,00	1,033	1,068	1	4
How should eLearning be designed (base - former experiences)? - Learning objectives should be given.	54	17	1,19	1,00	,392	,154	1	2
How should eLearning be designed (base - former experiences)? - Information about the workload should be provided.	54	17	2,43	2,50	1,075	1,155	1	4
How should eLearning be designed (base - former experiences)? - References to further materials should be included.	54	17	2,28	2,00	,940	,884	1	4
How should eLearning be designed (base - former experiences)? - The struture of the learning material should be clear.	54	17	1,80	1,00	,979	,958	1	4
How should eLearning be designed (base - former experiences)? - The learning material has to be accurate.	54	17	1,02	1,00	,136	,019	1	2
How should eLearning be designed (base - former experiences)? - The learning material has to be interesting / motivating.	54	17	1,15	1,00	,359	,129	1	2
How should eLearning be designed (base - former experiences)? - eLearning has to contain assessments.	54	17	1,98	2,00	,858	,735	1	4

**Statistics**

	N		Mean	Median	Std. Deviation	Variance	Minimum	Maximum
	Valid	Missing						
How should eLearning be designed (base - former experiences)? - eLearning has to contain feedback.	54	17	1,43	1,00	,602	,362	1	3
How should eLearning be designed (base - former experiences)? - eLearning should include team work.	54	17	3,46	4,00	,665	,442	2	4
How should eLearning be designed (base - former experiences)? - Synchronous communication (chat, telephone, skype etc.) should to be a part of eLearning.	54	17	2,61	3,00	,878	,770	1	4
How should eLearning be designed (base - former experiences)? - Asynchronous communication (email, dicussion boards etc.) should to be a part of eLearning.	54	17	2,31	2,00	1,006	1,012	1	4
How should eLearning be designed (base - former experiences)? - eLearning should encourage communication.	54	17	2,57	3,00	1,002	1,004	1	4
How should eLearning be designed (base - former experiences)? - eLearning should include internet links to additional content.	54	17	1,83	2,00	,720	,519	1	4
Usefulness - How useful are e-learning tools?	53	18	1,72	2,00	,690	,476	1	3
Usefulness - How useful are free online didactical material (open educational resources)?	53	18	2,00	2,00	,620	,385	1	3
Importance - Networking / communication infrastructure	55	16	1,65	2,00	,726	,527	1	4
Importance - Smart classrooms / classroom modifications	55	16	1,96	2,00	,719	,517	1	3
Importance - Computer-based instructional tools	54	17	2,70	3,00	,861	,741	1	4
Importance - Web-based instructional tools	55	16	2,67	3,00	,862	,743	1	4
Importance - Hardware support in the classroom	55	16	1,20	1,00	,558	,311	1	4
Importance - Web-based instructional tools	55	16	2,67	3,00	,862	,743	1	4
Importance - Audio Equipment	55	16	1,62	2,00	,707	,500	1	4
Importance - Video Equipment	55	16	1,62	2,00	,707	,500	1	4

**Statistics**

	N		Mean	Median	Std. Deviation	Variance	Minimum	Maximum
	Valid	Missing						
Importance - Learning platform	55	16	1,51	1,00	,879	,773	1	4
Importance - PC Room (for teachers and learners)	0	71						
Importance - Online community tools	55	16	2,35	2,00	1,004	1,008	1	4
Importance - Online teaching and learning material	55	16	1,64	1,00	,910	,828	1	4
Importance - Online tests	53	18	1,60	1,00	,743	,552	1	4
Importance - In-class support / mentoring	54	17	2,20	2,00	1,088	1,184	1	4
Importance - Online tests	55	16	1,62	1,00	,805	,648	1	4
Importance - eLearning trainings for the learners	55	16	1,42	1,00	,762	,581	1	4
Importance - Teacher Trainings - eLearning trainings for the teachers	55	16	2,85	3,00	,970	,941	1	4
Do you have the following elements at your school? - Networking / communication infrastructure	54	17	1,89	2,00	1,022	1,044	1	4
Do you have the following elements at your school? - Smart calssrooms / classroom modifications	54	17	3,83	4,00	,505	,255	1	4
Do you have the following elements at your school? - Computer-based instructional tools	54	17	2,00	1,00	1,346	1,811	1	4
Do you have the following elements at your school? - Web-based instructional tools	54	17	2,00	1,00	1,346	1,811	1	4
Do you have the following elements at your school? - Hardware support in the classroom	54	17	1,30	1,00	,500	,250	1	3
Do you have the following elements at your school? - Web-based instructional tools	53	18	1,94	1,00	1,336	1,785	1	4
Do you have the following elements at your school? - Audio Equipment	54	17	1,70	1,00	1,021	1,043	1	4
Do you have the following elements at your school? - Video Equipment	54	17	1,39	1,00	,656	,431	1	3
Do you have the following elements at your school? - Computer Room	54	17	1,07	1,00	,264	,070	1	2
Do you have the following elements at your school? - Learning platform	54	17	2,93	4,00	1,399	1,957	1	4
Do you have the following elements at your school? - Online community tools	54	17	3,80	4,00	,626	,392	1	4

**Statistics**

	N		Mean	Median	Std. Deviation	Variance	Minimum	Maximum
	Valid	Missing						
Do you have the following elements at your school? - Online teaching and learning material	54	17	2,91	4,00	1,404	1,972	1	4
Do you have the following elements at your school? - Curriculum adaption for eLearning	54	17	3,02	4,00	1,380	1,905	1	4
Do you have the following elements at your school? - Online tests	54	17	2,98	4,00	1,380	1,905	1	4
Do you have the following elements at your school? - In-class support / mentoring	54	17	2,94	4,00	1,250	1,563	1	4
Do you have the following elements at your school? - eLearning trainings for the learners	54	17	2,98	4,00	1,394	1,943	1	4
Do you have the following elements at your school? - Teacher Trainings - eLearning trainings for the teachers	53	18	3,70	4,00	,723	,522	1	4
The use of sounds in teaching scenarios is... - important - unimportant	54	17	2,54	2,00	1,111	1,234	1	5
The use of sounds in teaching scenarios is... - helpful - not helpful	54	17	2,30	2,00	,924	,854	1	5
The use of sounds in teaching scenarios is... - easy - difficult	54	17	3,80	4,00	,979	,958	1	5
The use of sounds in teaching scenarios is... - motivating - not motivating	54	17	2,72	3,00	,960	,921	1	5
The use of sounds in teaching scenarios is... - stimulating - boring	54	17	2,39	2,00	1,017	1,035	1	5
The use of sounds in teaching scenarios is... - activating - not activating	54	17	2,31	2,00	1,006	1,012	1	5
The use of sounds in teaching scenarios is... - time-consuming - not time-consuming	54	17	2,57	2,00	,924	,853	1	6
The use of sounds in teaching scenarios is... - inspiring - uninspiring	53	18	2,42	2,00	1,027	1,055	1	5
The use of sounds in teaching scenarios is... - relaxing - not relaxing	54	17	1,70	2,00	,768	,590	1	4
The use of sounds in teaching scenarios is... - communicative - not communicative	54	17	4,61	5,00	1,280	1,638	1	6

**Statistics**

	N		Mean	Median	Std. Deviation	Variance	Minimum	Maximum
	Valid	Missing						
Comments - The use of sounds in teaching scenarios should integrate narrative audios.	54	17	1,52	1,00	,574	,330	1	3
Comments - The use of sounds in teaching scenarios should integrate music.	54	17	1,31	1,00	,543	,295	1	3
Comments - The use of sounds in teaching scenarios should integrate audio signals.	54	17	2,33	2,00	,869	,755	1	4
Comments - The use of sounds in teaching scenarios is currently running well	54	17	2,07	2,00	,640	,410	1	3
Comments - The use of sounds in teaching scenarios will increase in the future.	54	17	1,76	2,00	,725	,526	1	3
To what extent can sounds improve the development of... my knowledge	54	17	3,11	3,00	,816	,667	1	4
To what extent can sounds improve the development of... my education	54	17	3,22	3,00	,816	,667	1	4
To what extent can sounds improve the development of... my self-confidence	54	17	3,44	4,00	,769	,591	1	4
To what extent can sounds improve the development of... my social competencies	54	17	3,24	4,00	,930	,865	1	4
To what extent can sounds improve the development of... my reflective competencies	54	17	3,41	4,00	,740	,548	1	4
To what extent can sounds improve the development of... my media competencies	54	17	2,28	2,00	,979	,959	1	4
To what extent can sounds improve the development of... other aspects	2	69	2,50	2,50	2,121	4,500	1	4
Development other aspects	71	0						
What is the importance of sounds in eLearning regarding... my knowledge	54	17	3,04	3,00	,951	,904	1	4
What is the importance of sounds in eLearning regarding... my education	54	17	3,11	3,00	,965	,931	1	4

**Statistics**

	N		Mean	Median	Std. Deviation	Variance	Minimum	Maximum
	Valid	Missing						
What is the importance of sounds in eLearning regarding... my self-confidence	54	17	3,31	3,00	,773	,597	1	4
What is the importance of sounds in eLearning regarding... my social competencies	54	17	3,09	3,00	,937	,878	1	4
What is the importance of sounds in eLearning regarding... my reflective competencies	54	17	3,24	3,00	,867	,752	1	4
What is the importance of sounds in eLearning regarding... my media competencies	54	17	2,20	2,00	,877	,769	1	4
What is the importance of sounds in eLearning regarding... other aspects	2	69	3,00	3,00	,000	,000	3	3
Importance other aspects	71	0						
Challenges: Where do you need help or support concerning sounds in eLearning? - identification of adequate sounds	56	15	,27	,00	,447	,200	0	1
Challenges: Where do you need help or support concerning sounds in eLearning? - development and recording of sounds	56	15	,46	,00	,503	,253	0	1
Challenges: Where do you need help or support concerning sounds in eLearning? - creating narration / podcasts	56	15	,57	1,00	,499	,249	0	1
Challenges: Where do you need help or support concerning sounds in eLearning? - creating music	56	15	,48	,00	,504	,254	0	1
Challenges: Where do you need help or support concerning sounds in eLearning? - creating sound signals	56	15	,34	,00	,478	,228	0	1
Challenges: Where do you need help or support concerning sounds in eLearning? - creating didactical scenarios with sound integration	56	15	,82	1,00	,386	,149	0	1
Challenges: Where do you need help or support concerning sounds in eLearning? - technical aspects	56	15	,55	1,00	,502	,252	0	1

**Statistics**

	N		Mean	Median	Std. Deviation	Variance	Minimum	Maximum
	Valid	Missing						
Other Challenges. Please write in which other aspects you like to get support:	71	0						
Write down which opportunities you have to use of sounds in eLearning.	71	0						

**Frequency Table**

**Importance -**

	Frequency	Percent	Valid Percent	Cumulative Percent
Valid 1	1	1,4	1,4	1,4
2	1	1,4	1,4	2,8
3	1	1,4	1,4	4,2
4	1	1,4	1,4	5,6
5	1	1,4	1,4	7,0
6	1	1,4	1,4	8,5
7	1	1,4	1,4	9,9
8	1	1,4	1,4	11,3
9	1	1,4	1,4	12,7
10	1	1,4	1,4	14,1
11	1	1,4	1,4	15,5
12	1	1,4	1,4	16,9
13	1	1,4	1,4	18,3
14	1	1,4	1,4	19,7
15	1	1,4	1,4	21,1
16	1	1,4	1,4	22,5
17	1	1,4	1,4	23,9
18	1	1,4	1,4	25,4
19	1	1,4	1,4	26,8
20	1	1,4	1,4	28,2
21	1	1,4	1,4	29,6
22	1	1,4	1,4	31,0
23	1	1,4	1,4	32,4
24	1	1,4	1,4	33,8
25	1	1,4	1,4	35,2
26	1	1,4	1,4	36,6
27	1	1,4	1,4	38,0
28	1	1,4	1,4	39,4
29	1	1,4	1,4	40,8
30	1	1,4	1,4	42,3
31	1	1,4	1,4	43,7



Importance -

	Frequency	Percent	Valid Percent	Cumulative Percent
32	1	1,4	1,4	45,1
33	1	1,4	1,4	46,5
34	1	1,4	1,4	47,9
35	1	1,4	1,4	49,3
36	1	1,4	1,4	50,7
37	1	1,4	1,4	52,1
38	1	1,4	1,4	53,5
39	1	1,4	1,4	54,9
40	1	1,4	1,4	56,3
41	1	1,4	1,4	57,7
42	1	1,4	1,4	59,2
43	1	1,4	1,4	60,6
44	1	1,4	1,4	62,0
45	1	1,4	1,4	63,4
46	1	1,4	1,4	64,8
47	1	1,4	1,4	66,2
48	1	1,4	1,4	67,6
49	1	1,4	1,4	69,0
50	1	1,4	1,4	70,4
51	1	1,4	1,4	71,8
52	1	1,4	1,4	73,2
53	1	1,4	1,4	74,6
54	1	1,4	1,4	76,1
55	1	1,4	1,4	77,5
56	1	1,4	1,4	78,9
57	1	1,4	1,4	80,3
58	1	1,4	1,4	81,7
59	1	1,4	1,4	83,1
60	1	1,4	1,4	84,5
61	1	1,4	1,4	85,9
62	1	1,4	1,4	87,3
63	1	1,4	1,4	88,7
64	1	1,4	1,4	90,1
65	1	1,4	1,4	91,5
66	1	1,4	1,4	93,0
67	1	1,4	1,4	94,4
68	1	1,4	1,4	95,8
69	1	1,4	1,4	97,2
70	1	1,4	1,4	98,6
71	1	1,4	1,4	100,0
Total	71	100,0	100,0	

**Country**

	Frequency	Percent	Valid Percent	Cumulative Percent
Valid Czech	71	100,0	100,0	100,0

**Code**

	Frequency	Percent	Valid Percent	Cumulative Percent
Valid 141RAU	1	1,4	1,4	1,4
191UGV	1	1,4	1,4	2,8
19TL7Z	1	1,4	1,4	4,2
1ZTHDU	1	1,4	1,4	5,6
211W9L	1	1,4	1,4	7,0
24T1ZQ	1	1,4	1,4	8,5
25TFC2	1	1,4	1,4	9,9
3WTXNS	1	1,4	1,4	11,3
4M123X	1	1,4	1,4	12,7
5614PM	1	1,4	1,4	14,1
5LT559	1	1,4	1,4	15,5
5QTZH1	1	1,4	1,4	16,9
5WTXAA	1	1,4	1,4	18,3
651VN6	1	1,4	1,4	19,7
6DTDSJ	1	1,4	1,4	21,1
6LT6M2	1	1,4	1,4	22,5
6MT2TF	1	1,4	1,4	23,9
6UTRQ2	1	1,4	1,4	25,4
77TUFW	1	1,4	1,4	26,8
88T48J	1	1,4	1,4	28,2
8LTUG5	1	1,4	1,4	29,6
9FTM5J	1	1,4	1,4	31,0
9Q1S61	1	1,4	1,4	32,4
9RTXN4	1	1,4	1,4	33,8
9WT1UH	1	1,4	1,4	35,2
A8TNL4	1	1,4	1,4	36,6
BNT9YD	1	1,4	1,4	38,0
BYTHZC	1	1,4	1,4	39,4
D1TN76	1	1,4	1,4	40,8
DVT8W9	1	1,4	1,4	42,3
E9T92J	1	1,4	1,4	43,7
FR1HXR	1	1,4	1,4	45,1
HCTV1A	1	1,4	1,4	46,5
HHT22P	1	1,4	1,4	47,9
J5TF6W	1	1,4	1,4	49,3
JGTW26	1	1,4	1,4	50,7
KJTDQM	1	1,4	1,4	52,1

## Code

	Frequency	Percent	Valid Percent	Cumulative Percent
LGTLL8	1	1,4	1,4	53,5
LKTNFL	1	1,4	1,4	54,9
MHTK9V	1	1,4	1,4	56,3
MJTAUX	1	1,4	1,4	57,7
NRTNZX	1	1,4	1,4	59,2
NXTWEF	1	1,4	1,4	60,6
PPTM1J	1	1,4	1,4	62,0
PTTWJR	1	1,4	1,4	63,4
PZTW1R	1	1,4	1,4	64,8
QM1QXV	1	1,4	1,4	66,2
QNTMF7	1	1,4	1,4	67,6
QUTHUB	1	1,4	1,4	69,0
R1TW38	1	1,4	1,4	70,4
R4TLVJ	1	1,4	1,4	71,8
RFTF1F	1	1,4	1,4	73,2
RXTVLS	1	1,4	1,4	74,6
RYTUHN	1	1,4	1,4	76,1
SVTUD1	1	1,4	1,4	77,5
U1T5BL	1	1,4	1,4	78,9
U2TVFC	1	1,4	1,4	80,3
U7TSUR	1	1,4	1,4	81,7
UQT9LG	1	1,4	1,4	83,1
VKT4ES	1	1,4	1,4	84,5
VMTSNL	1	1,4	1,4	85,9
W41QHX	1	1,4	1,4	87,3
W7TM5A	1	1,4	1,4	88,7
WJ1Q1M	1	1,4	1,4	90,1
WY TZ8J	1	1,4	1,4	91,5
XCTLH4	1	1,4	1,4	93,0
Y2TFPZ	1	1,4	1,4	94,4
YGTGPP	1	1,4	1,4	95,8
YRTVV4	1	1,4	1,4	97,2
YSTTA3	1	1,4	1,4	98,6
Z9TK65	1	1,4	1,4	100,0
Total	71	100,0	100,0	

**Gender - I am**

		Frequency	Percent	Valid Percent	Cumulative Percent
Valid	female	44	62,0	74,6	74,6
	male	15	21,1	25,4	100,0
	Total	59	83,1	100,0	
Missing	99	12	16,9		
Total		71	100,0		

**Age**

		Frequency	Percent	Valid Percent	Cumulative Percent
Valid	24	1	1,4	1,7	1,7
	25	1	1,4	1,7	3,3
	26	1	1,4	1,7	5,0
	27	5	7,0	8,3	13,3
	28	5	7,0	8,3	21,7
	29	3	4,2	5,0	26,7
	30	4	5,6	6,7	33,3
	31	2	2,8	3,3	36,7
	32	2	2,8	3,3	40,0
	35	4	5,6	6,7	46,7
	37	2	2,8	3,3	50,0
	39	4	5,6	6,7	56,7
	40	2	2,8	3,3	60,0
	41	3	4,2	5,0	65,0
	42	2	2,8	3,3	68,3
	43	2	2,8	3,3	71,7
	44	1	1,4	1,7	73,3
	45	1	1,4	1,7	75,0
	47	3	4,2	5,0	80,0
	49	2	2,8	3,3	83,3
	51	3	4,2	5,0	88,3
	53	1	1,4	1,7	90,0
	55	2	2,8	3,3	93,3
	57	2	2,8	3,3	96,7
60	1	1,4	1,7	98,3	
61	1	1,4	1,7	100,0	
Total		60	84,5	100,0	
Missing	999	11	15,5		
Total		71	100,0		

**Function in your institution- I am regular teacher**

		Frequency	Percent	Valid Percent	Cumulative Percent
Valid	no	34	47,9	53,1	53,1
	yes	30	42,3	46,9	100,0
	Total	64	90,1	100,0	
Missing	9	7	9,9		
Total		71	100,0		

**Function in your institution- I am headmaster**

		Frequency	Percent	Valid Percent	Cumulative Percent
Valid	no	63	88,7	98,4	98,4
	yes	1	1,4	1,6	100,0
	Total	64	90,1	100,0	
Missing	9	7	9,9		
Total		71	100,0		

**Function in your institution- I am responsible for a group of teachers**

		Frequency	Percent	Valid Percent	Cumulative Percent
Valid	no	64	90,1	100,0	100,0
Missing	9	7	9,9		
Total		71	100,0		

**Function in your institution- I am responsible for EU-Projects**

		Frequency	Percent	Valid Percent	Cumulative Percent
Valid	no	64	90,1	100,0	100,0
Missing	9	7	9,9		
Total		71	100,0		

**Function in your institution- I am responsible for information technology**

		Frequency	Percent	Valid Percent	Cumulative Percent
Valid	no	64	90,1	100,0	100,0
Missing	9	7	9,9		
Total		71	100,0		

**Function in your institution- I am responsible for the timetables**

		Frequency	Percent	Valid Percent	Cumulative Percent
Valid	no	64	90,1	100,0	100,0
Missing	9	7	9,9		
Total		71	100,0		

**Function in your institution- teacher in the field of mathematics**

		Frequency	Percent	Valid Percent	Cumulative Percent
Valid	no	60	84,5	93,8	93,8
	yes	4	5,6	6,3	100,0
	Total	64	90,1	100,0	
Missing	9	7	9,9		
Total		71	100,0		

**Function in your institution- I am language teacher**

		Frequency	Percent	Valid Percent	Cumulative Percent
Valid	no	43	60,6	67,2	67,2
	yes	21	29,6	32,8	100,0
	Total	64	90,1	100,0	
Missing	9	7	9,9		
Total		71	100,0		

**Function in your institution- I am teachers in the field of economics**

		Frequency	Percent	Valid Percent	Cumulative Percent
Valid	no	61	85,9	95,3	95,3
	yes	3	4,2	4,7	100,0
	Total	64	90,1	100,0	
Missing	9	7	9,9		
Total		71	100,0		

**Function in your institution- I am teachers in the field of history**

		Frequency	Percent	Valid Percent	Cumulative Percent
Valid	no	63	88,7	98,4	98,4
	yes	1	1,4	1,6	100,0
	Total	64	90,1	100,0	
Missing	9	7	9,9		
Total		71	100,0		

**Function in your institution- I am music teacher**

		Frequency	Percent	Valid Percent	Cumulative Percent
Valid	no	59	83,1	92,2	92,2
	yes	5	7,0	7,8	100,0
	Total	64	90,1	100,0	
Missing	9	7	9,9		
Total		71	100,0		

**Opinion about eLearning - eLearning is important as a part of an educational process**

		Frequency	Percent	Valid Percent	Cumulative Percent
Valid	strongly agree	15	21,1	27,8	27,8
	agree	24	33,8	44,4	72,2
	disagree	15	21,1	27,8	100,0
	Total	54	76,1	100,0	
Missing	9	17	23,9		
Total		71	100,0		

**Opinion about eLearning - eLearning has to be supported by teachers.**

		Frequency	Percent	Valid Percent	Cumulative Percent
Valid	strongly agree	14	19,7	25,9	25,9
	agree	26	36,6	48,1	74,1
	disagree	14	19,7	25,9	100,0
	Total	54	76,1	100,0	
Missing	9	17	23,9		
Total		71	100,0		

**Opinion about eLearning - eLearning should be encouraged by teachers.**

		Frequency	Percent	Valid Percent	Cumulative Percent
Valid	strongly agree	13	18,3	24,1	24,1
	agree	27	38,0	50,0	74,1
	disagree	14	19,7	25,9	100,0
	Total	54	76,1	100,0	
Missing	9	17	23,9		
Total		71	100,0		

**Opinion about eLearning - eLearning has to be provided at schools.**

		Frequency	Percent	Valid Percent	Cumulative Percent
Valid	strongly agree	12	16,9	22,2	22,2
	agree	22	31,0	40,7	63,0
	disagree	18	25,4	33,3	96,3
	strongly disagree	2	2,8	3,7	100,0
	Total	54	76,1	100,0	
Missing	9	17	23,9		
Total		71	100,0		

**Opinion about eLearning - eLearning should be fostered by politicians.**

		Frequency	Percent	Valid Percent	Cumulative Percent
Valid	strongly agree	3	4,2	5,6	5,6
	agree	20	28,2	37,0	42,6
	disagree	18	25,4	33,3	75,9
	strongly disagree	13	18,3	24,1	100,0
	Total	54	76,1	100,0	
Missing	9	17	23,9		
Total		71	100,0		

**Opinion about eLearning - eLearning is becoming more important in the future.**

		Frequency	Percent	Valid Percent	Cumulative Percent
Valid	strongly agree	23	32,4	43,4	43,4
	agree	24	33,8	45,3	88,7
	disagree	6	8,5	11,3	100,0
	Total	53	74,6	100,0	
Missing	9	18	25,4		
Total		71	100,0		

**Opinion about eLearning - eLearning has to be provided online without additional courses or lectures.**

		Frequency	Percent	Valid Percent	Cumulative Percent
Valid	strongly agree	2	2,8	3,8	3,8
	agree	6	8,5	11,3	15,1
	disagree	29	40,8	54,7	69,8
	strongly disagree	16	22,5	30,2	100,0
	Total	53	74,6	100,0	
Missing	9	18	25,4		
Total		71	100,0		



**Opinion about eLearning - eLearning should be provided in a combination of face-to-face courses and and online course.**

		Frequency	Percent	Valid Percent	Cumulative Percent
Valid	strongly agree	11	15,5	20,4	20,4
	agree	21	29,6	38,9	59,3
	disagree	19	26,8	35,2	94,4
	strongly disagree	3	4,2	5,6	100,0
	Total	54	76,1	100,0	
Missing	9	17	23,9		
Total		71	100,0		

**Opinion about eLearning - My school encourages teachers to use eLearning.**

		Frequency	Percent	Valid Percent	Cumulative Percent
Valid	strongly agree	11	15,5	20,4	20,4
	agree	9	12,7	16,7	37,0
	disagree	23	32,4	42,6	79,6
	strongly disagree	11	15,5	20,4	100,0
	Total	54	76,1	100,0	
Missing	9	17	23,9		
Total		71	100,0		

**How should eLearning be designed (base - former experiences)? - Learning objectives should be given.**

		Frequency	Percent	Valid Percent	Cumulative Percent
Valid	important	44	62,0	81,5	81,5
	less important	10	14,1	18,5	100,0
	Total	54	76,1	100,0	
Missing	9	17	23,9		
Total		71	100,0		

**How should eLearning be designed (base - former experiences)? - Information about the workload should be provided.**

		Frequency	Percent	Valid Percent	Cumulative Percent
Valid	important	14	19,7	25,9	25,9
	less important	13	18,3	24,1	50,0
	rarely important	17	23,9	31,5	81,5
	unimportant	10	14,1	18,5	100,0
	Total	54	76,1	100,0	
Missing	9	17	23,9		
Total		71	100,0		

**How should eLearning be designed (base - former experiences)? - References to further materials should be included.**

		Frequency	Percent	Valid Percent	Cumulative Percent
Valid	important	11	15,5	20,4	20,4
	less important	24	33,8	44,4	64,8
	rarely important	12	16,9	22,2	87,0
	unimportant	7	9,9	13,0	100,0
	Total	54	76,1	100,0	
Missing	9	17	23,9		
Total		71	100,0		

**How should eLearning be designed (base - former experiences)? - The structure of the learning material should be clear.**

		Frequency	Percent	Valid Percent	Cumulative Percent
Valid	important	28	39,4	51,9	51,9
	less important	13	18,3	24,1	75,9
	rarely important	9	12,7	16,7	92,6
	unimportant	4	5,6	7,4	100,0
	Total	54	76,1	100,0	
Missing	9	17	23,9		
Total		71	100,0		

**How should eLearning be designed (base - former experiences)? - The learning material has to be accurate.**

		Frequency	Percent	Valid Percent	Cumulative Percent
Valid	important	53	74,6	98,1	98,1
	less important	1	1,4	1,9	100,0
	Total	54	76,1	100,0	
Missing	9	17	23,9		
Total		71	100,0		

**How should eLearning be designed (base - former experiences)? - The learning material has to be interesting / motivating.**

		Frequency	Percent	Valid Percent	Cumulative Percent
Valid	important	46	64,8	85,2	85,2
	less important	8	11,3	14,8	100,0
	Total	54	76,1	100,0	
Missing	9	17	23,9		
Total		71	100,0		

**How should eLearning be designed (base - former experiences)? - eLearning has to contain assessments.**

		Frequency	Percent	Valid Percent	Cumulative Percent
Valid	important	19	26,8	35,2	35,2
	less important	18	25,4	33,3	68,5
	rarely important	16	22,5	29,6	98,1
	unimportant	1	1,4	1,9	100,0
	Total	54	76,1	100,0	
Missing	9	17	23,9		
Total		71	100,0		

**How should eLearning be designed (base - former experiences)? - eLearning has to contain feedback.**

		Frequency	Percent	Valid Percent	Cumulative Percent
Valid	important	34	47,9	63,0	63,0
	less important	17	23,9	31,5	94,4
	rarely important	3	4,2	5,6	100,0
	Total	54	76,1	100,0	
Missing	9	17	23,9		
Total		71	100,0		

**How should eLearning be designed (base - former experiences)? - eLearning should include team work.**

		Frequency	Percent	Valid Percent	Cumulative Percent
Valid	less important	5	7,0	9,3	9,3
	rarely important	19	26,8	35,2	44,4
	unimportant	30	42,3	55,6	100,0
	Total	54	76,1	100,0	
Missing	9	17	23,9		
Total		71	100,0		

**How should eLearning be designed (base - former experiences)? - Synchronous communication (chat, telephone, skype etc.) should to be a part of eLearning.**

		Frequency	Percent	Valid Percent	Cumulative Percent
Valid	important	5	7,0	9,3	9,3
	less important	20	28,2	37,0	46,3
	rarely important	20	28,2	37,0	83,3
	unimportant	9	12,7	16,7	100,0
	Total	54	76,1	100,0	
Missing	9	17	23,9		
Total		71	100,0		

**How should eLearning be designed (base - former experiences)? - Asynchronous communication (email, dicussion boards etc.) should to be a part of eLearning.**

		Frequency	Percent	Valid Percent	Cumulative Percent
Valid	important	13	18,3	24,1	24,1
	less important	19	26,8	35,2	59,3
	rarely important	14	19,7	25,9	85,2
	unimportant	8	11,3	14,8	100,0
	Total	54	76,1	100,0	
Missing	9	17	23,9		
Total		71	100,0		

**How should eLearning be designed (base - former experiences)? - eLearning should encourage communication.**

		Frequency	Percent	Valid Percent	Cumulative Percent
Valid	important	9	12,7	16,7	16,7
	less important	16	22,5	29,6	46,3
	rarely important	18	25,4	33,3	79,6
	unimportant	11	15,5	20,4	100,0
	Total	54	76,1	100,0	
Missing	9	17	23,9		
Total		71	100,0		

**How should eLearning be designed (base - former experiences)? - eLearning should include internet links to additional content.**

		Frequency	Percent	Valid Percent	Cumulative Percent
Valid	important	16	22,5	29,6	29,6
	less important	34	47,9	63,0	92,6
	rarely important	1	1,4	1,9	94,4
	unimportant	3	4,2	5,6	100,0
	Total	54	76,1	100,0	
Missing	9	17	23,9		
Total		71	100,0		

**Usefulness - How useful are e-learning tools?**

		Frequency	Percent	Valid Percent	Cumulative Percent
Valid	very useful	22	31,0	41,5	41,5
	useful	24	33,8	45,3	86,8
	rarely useful	7	9,9	13,2	100,0
	Total	53	74,6	100,0	
Missing	9	18	25,4		
Total		71	100,0		

**Usefulness - How useful are free online didactical material (open educational resources)?**

		Frequency	Percent	Valid Percent	Cumulative Percent
Valid	very useful	10	14,1	18,9	18,9
	useful	33	46,5	62,3	81,1
	rarely useful	10	14,1	18,9	100,0
	Total	53	74,6	100,0	
Missing	9	18	25,4		
Total		71	100,0		

**Importance - Networking / communication infrastructure**

		Frequency	Percent	Valid Percent	Cumulative Percent
Valid	important	26	36,6	47,3	47,3
	less important	23	32,4	41,8	89,1
	rarely important	5	7,0	9,1	98,2
	unimportant	1	1,4	1,8	100,0
	Total	55	77,5	100,0	
Missing	9	16	22,5		
Total		71	100,0		

**Importance - Smart classrooms / classroom modifications**

		Frequency	Percent	Valid Percent	Cumulative Percent
Valid	important	15	21,1	27,3	27,3
	less important	27	38,0	49,1	76,4
	rarely important	13	18,3	23,6	100,0
	Total	55	77,5	100,0	
Missing	9	16	22,5		
Total		71	100,0		

**Importance - Computer-based instructional tools**

		Frequency	Percent	Valid Percent	Cumulative Percent
Valid	important	6	8,5	11,1	11,1
	less important	12	16,9	22,2	33,3
	rarely important	28	39,4	51,9	85,2
	unimportant	8	11,3	14,8	100,0
	Total	54	76,1	100,0	
Missing	9	17	23,9		
Total		71	100,0		

**Importance - Web-based instructional tools**

		Frequency	Percent	Valid Percent	Cumulative Percent
Valid	important	6	8,5	10,9	10,9
	less important	14	19,7	25,5	36,4
	rarely important	27	38,0	49,1	85,5
	unimportant	8	11,3	14,5	100,0
	Total	55	77,5	100,0	
Missing	9	16	22,5		
Total		71	100,0		

**Importance - Hardware support in the classroom**

		Frequency	Percent	Valid Percent	Cumulative Percent
Valid	important	47	66,2	85,5	85,5
	less important	6	8,5	10,9	96,4
	rarely important	1	1,4	1,8	98,2
	unimportant	1	1,4	1,8	100,0
	Total	55	77,5	100,0	
Missing	9	16	22,5		
Total		71	100,0		

**Importance - Web-based instructional tools**

		Frequency	Percent	Valid Percent	Cumulative Percent
Valid	important	6	8,5	10,9	10,9
	less important	14	19,7	25,5	36,4
	rarely important	27	38,0	49,1	85,5
	unimportant	8	11,3	14,5	100,0
	Total	55	77,5	100,0	
Missing	9	16	22,5		
Total		71	100,0		

**Importance - Audio Equipment**

		Frequency	Percent	Valid Percent	Cumulative Percent
Valid	important	27	38,0	49,1	49,1
	less important	23	32,4	41,8	90,9
	rarely important	4	5,6	7,3	98,2
	unimportant	1	1,4	1,8	100,0
	Total	55	77,5	100,0	
Missing	9	16	22,5		
Total		71	100,0		

**Importance - Video Equipment**

		Frequency	Percent	Valid Percent	Cumulative Percent
Valid	important	27	38,0	49,1	49,1
	less important	23	32,4	41,8	90,9
	rarely important	4	5,6	7,3	98,2
	unimportant	1	1,4	1,8	100,0
	Total	55	77,5	100,0	
Missing	9	16	22,5		
Total		71	100,0		

**Importance - Learning platform**

		Frequency	Percent	Valid Percent	Cumulative Percent
Valid	important	39	54,9	70,9	70,9
	less important	6	8,5	10,9	81,8
	rarely important	8	11,3	14,5	96,4
	unimportant	2	2,8	3,6	100,0
	Total	55	77,5	100,0	
Missing	9	16	22,5		
Total		71	100,0		

**Importance - PC Room (for teachers and learners)**

		Frequency	Percent
Missing	9	71	100,0

**Importance - Online community tools**

		Frequency	Percent	Valid Percent	Cumulative Percent
Valid	important	12	16,9	21,8	21,8
	less important	21	29,6	38,2	60,0
	rarely important	13	18,3	23,6	83,6
	unimportant	9	12,7	16,4	100,0
	Total	55	77,5	100,0	
Missing	9	16	22,5		
Total		71	100,0		

**Importance - Online teaching and learning material**

		Frequency	Percent	Valid Percent	Cumulative Percent
Valid	important	32	45,1	58,2	58,2
	less important	15	21,1	27,3	85,5
	rarely important	4	5,6	7,3	92,7
	unimportant	4	5,6	7,3	100,0
	Total	55	77,5	100,0	
Missing	9	16	22,5		
Total		71	100,0		

**Importance - Online tests**

		Frequency	Percent	Valid Percent	Cumulative Percent
Valid	important	27	38,0	50,9	50,9
	less important	22	31,0	41,5	92,5
	rarely important	2	2,8	3,8	96,2
	unimportant	2	2,8	3,8	100,0
	Total	53	74,6	100,0	
Missing	9	18	25,4		
Total		71	100,0		

**Importance - In-class support / mentoring**

		Frequency	Percent	Valid Percent	Cumulative Percent
Valid	important	18	25,4	33,3	33,3
	less important	16	22,5	29,6	63,0
	rarely important	11	15,5	20,4	83,3
	unimportant	9	12,7	16,7	100,0
	Total	54	76,1	100,0	
Missing	9	17	23,9		
Total		71	100,0		



**Importance - Online tests**

		Frequency	Percent	Valid Percent	Cumulative Percent
Valid	important	29	40,8	52,7	52,7
	less important	21	29,6	38,2	90,9
	rarely important	2	2,8	3,6	94,5
	unimportant	3	4,2	5,5	100,0
	Total	55	77,5	100,0	
Missing	9	16	22,5		
Total		71	100,0		

**Importance - eLearning trainings for the learners**

		Frequency	Percent	Valid Percent	Cumulative Percent
Valid	important	39	54,9	70,9	70,9
	less important	11	15,5	20,0	90,9
	rarely important	3	4,2	5,5	96,4
	unimportant	2	2,8	3,6	100,0
	Total	55	77,5	100,0	
Missing	9	16	22,5		
Total		71	100,0		

**Importance - Teacher Trainings - eLearning trainings for the teachers**

		Frequency	Percent	Valid Percent	Cumulative Percent
Valid	important	6	8,5	10,9	10,9
	less important	12	16,9	21,8	32,7
	rarely important	21	29,6	38,2	70,9
	unimportant	16	22,5	29,1	100,0
	Total	55	77,5	100,0	
Missing	9	16	22,5		
Total		71	100,0		

**Do you have the following elements at your school? - Networking / communication infrastructure**

		Frequency	Percent	Valid Percent	Cumulative Percent
Valid	Is already existing	25	35,2	46,3	46,3
	Under construction	16	22,5	29,6	75,9
	Is planned	7	9,9	13,0	88,9
	Does not exist	6	8,5	11,1	100,0
	Total	54	76,1	100,0	
Missing	9	17	23,9		
Total		71	100,0		

**Do you have the following elements at your school? - Smart calssrooms / classroom modifications**

		Frequency	Percent	Valid Percent	Cumulative Percent
Valid	Is already existing	1	1,4	1,9	1,9
	Is planned	6	8,5	11,1	13,0
	Does not exist	47	66,2	87,0	100,0
	Total	54	76,1	100,0	
Missing	9	17	23,9		
Total		71	100,0		

**Do you have the following elements at your school? - Computer-based instructional tools**

		Frequency	Percent	Valid Percent	Cumulative Percent
Valid	Is already existing	33	46,5	61,1	61,1
	Under construction	3	4,2	5,6	66,7
	Is planned	3	4,2	5,6	72,2
	Does not exist	15	21,1	27,8	100,0
	Total	54	76,1	100,0	
Missing	9	17	23,9		
Total		71	100,0		

**Do you have the following elements at your school? - Web-based instructional tools**

		Frequency	Percent	Valid Percent	Cumulative Percent
Valid	Is already existing	33	46,5	61,1	61,1
	Under construction	3	4,2	5,6	66,7
	Is planned	3	4,2	5,6	72,2
	Does not exist	15	21,1	27,8	100,0
	Total	54	76,1	100,0	
Missing	9	17	23,9		
Total		71	100,0		

**Do you have the following elements at your school? - Hardware support in the classroom**

		Frequency	Percent	Valid Percent	Cumulative Percent
Valid	Is already existing	39	54,9	72,2	72,2
	Under construction	14	19,7	25,9	98,1
	Is planned	1	1,4	1,9	100,0
	Total	54	76,1	100,0	
Missing	9	17	23,9		
Total		71	100,0		

**Do you have the following elements at your school? - Web-based instructional tools**

		Frequency	Percent	Valid Percent	Cumulative Percent
Valid	Is already existing	34	47,9	64,2	64,2
	Under construction	2	2,8	3,8	67,9
	Is planned	3	4,2	5,7	73,6
	Does not exist	14	19,7	26,4	100,0
	Total	53	74,6	100,0	
Missing	9	18	25,4		
Total		71	100,0		

**Do you have the following elements at your school? - Audio Equipment**

		Frequency	Percent	Valid Percent	Cumulative Percent
Valid	Is already existing	32	45,1	59,3	59,3
	Under construction	12	16,9	22,2	81,5
	Is planned	4	5,6	7,4	88,9
	Does not exist	6	8,5	11,1	100,0
	Total	54	76,1	100,0	
Missing	9	17	23,9		
Total		71	100,0		

**Do you have the following elements at your school? - Video Equipment**

		Frequency	Percent	Valid Percent	Cumulative Percent
Valid	Is already existing	38	53,5	70,4	70,4
	Under construction	11	15,5	20,4	90,7
	Is planned	5	7,0	9,3	100,0
	Total	54	76,1	100,0	
Missing	9	17	23,9		
Total		71	100,0		

**Do you have the following elements at your school? - Computer Room**

		Frequency	Percent	Valid Percent	Cumulative Percent
Valid	Is already existing	50	70,4	92,6	92,6
	Under construction	4	5,6	7,4	100,0
	Total	54	76,1	100,0	
Missing	9	17	23,9		
Total		71	100,0		

**Do you have the following elements at your school? - Learning platform**

		Frequency	Percent	Valid Percent	Cumulative Percent
Valid	Is already existing	17	23,9	31,5	31,5
	Under construction	3	4,2	5,6	37,0
	Is planned	1	1,4	1,9	38,9
	Does not exist	33	46,5	61,1	100,0
	Total	54	76,1	100,0	
Missing	9	17	23,9		
Total		71	100,0		

**Do you have the following elements at your school? - Online community tools**

		Frequency	Percent	Valid Percent	Cumulative Percent
Valid	Is already existing	2	2,8	3,7	3,7
	Is planned	5	7,0	9,3	13,0
	Does not exist	47	66,2	87,0	100,0
	Total	54	76,1	100,0	
Missing	9	17	23,9		
Total		71	100,0		

**Do you have the following elements at your school? - Online teaching and learning material**

		Frequency	Percent	Valid Percent	Cumulative Percent
Valid	Is already existing	18	25,4	33,3	33,3
	Under construction	1	1,4	1,9	35,2
	Is planned	3	4,2	5,6	40,7
	Does not exist	32	45,1	59,3	100,0
	Total	54	76,1	100,0	
Missing	9	17	23,9		
Total		71	100,0		

**Do you have the following elements at your school? - Curriculum adaption for eLearning**

		Frequency	Percent	Valid Percent	Cumulative Percent
Valid	Is already existing	16	22,5	29,6	29,6
	Under construction	2	2,8	3,7	33,3
	Is planned	1	1,4	1,9	35,2
	Does not exist	35	49,3	64,8	100,0
	Total	54	76,1	100,0	
Missing	9	17	23,9		
Total		71	100,0		

**Do you have the following elements at your school? - Online tests**

		Frequency	Percent	Valid Percent	Cumulative Percent
Valid	Is already existing	16	22,5	29,6	29,6
	Under construction	3	4,2	5,6	35,2
	Is planned	1	1,4	1,9	37,0
	Does not exist	34	47,9	63,0	100,0
	Total	54	76,1	100,0	
Missing	9	17	23,9		
Total		71	100,0		

**Do you have the following elements at your school? - In-class support / mentoring**

		Frequency	Percent	Valid Percent	Cumulative Percent
Valid	Is already existing	12	16,9	22,2	22,2
	Under construction	7	9,9	13,0	35,2
	Is planned	7	9,9	13,0	48,1
	Does not exist	28	39,4	51,9	100,0
	Total	54	76,1	100,0	
Missing	9	17	23,9		
Total		71	100,0		

**Do you have the following elements at your school? - eLearning trainings for the learners**

		Frequency	Percent	Valid Percent	Cumulative Percent
Valid	Is already existing	17	23,9	31,5	31,5
	Under construction	1	1,4	1,9	33,3
	Is planned	2	2,8	3,7	37,0
	Does not exist	34	47,9	63,0	100,0
	Total	54	76,1	100,0	
Missing	9	17	23,9		
Total		71	100,0		

**Do you have the following elements at your school? - Teacher Trainings - eLearning trainings for the teachers**

		Frequency	Percent	Valid Percent	Cumulative Percent
Valid	Is already existing	2	2,8	3,8	3,8
	Under construction	2	2,8	3,8	7,5
	Is planned	6	8,5	11,3	18,9
	Does not exist	43	60,6	81,1	100,0
	Total	53	74,6	100,0	
Missing	9	18	25,4		
Total		71	100,0		

**The use of sounds in teaching scenarios is... - important - unimportant**

		Frequency	Percent	Valid Percent	Cumulative Percent
Valid	important	9	12,7	16,7	16,7
	2	20	28,2	37,0	53,7
	3	16	22,5	29,6	83,3
	4	5	7,0	9,3	92,6
	5	4	5,6	7,4	100,0
	Total	54	76,1	100,0	
Missing	9	17	23,9		
Total		71	100,0		

**The use of sounds in teaching scenarios is... - helpful - not helpful**

		Frequency	Percent	Valid Percent	Cumulative Percent
Valid	helpful	10	14,1	18,5	18,5
	2	24	33,8	44,4	63,0
	3	15	21,1	27,8	90,7
	4	4	5,6	7,4	98,1
	5	1	1,4	1,9	100,0
	Total	54	76,1	100,0	
Missing	9	17	23,9		
Total		71	100,0		

**The use of sounds in teaching scenarios is... - easy - difficult**

		Frequency	Percent	Valid Percent	Cumulative Percent
Valid	easy	1	1,4	1,9	1,9
	2	4	5,6	7,4	9,3
	3	14	19,7	25,9	35,2
	4	21	29,6	38,9	74,1
	5	14	19,7	25,9	100,0
	Total	54	76,1	100,0	
Missing	9	17	23,9		
Total		71	100,0		

**The use of sounds in teaching scenarios is... - motivating - not motivating**

		Frequency	Percent	Valid Percent	Cumulative Percent
Valid	motivating	5	7,0	9,3	9,3
	2	17	23,9	31,5	40,7
	3	22	31,0	40,7	81,5
	4	8	11,3	14,8	96,3
	5	2	2,8	3,7	100,0
	Total	54	76,1	100,0	
Missing	9	17	23,9		
Total		71	100,0		

**The use of sounds in teaching scenarios is... - stimulating - boring**

		Frequency	Percent	Valid Percent	Cumulative Percent
Valid	stimulating	11	15,5	20,4	20,4
	2	20	28,2	37,0	57,4
	3	15	21,1	27,8	85,2
	4	7	9,9	13,0	98,1
	5	1	1,4	1,9	100,0
	Total	54	76,1	100,0	
Missing	9	17	23,9		
Total		71	100,0		

**The use of sounds in teaching scenarios is... - activating - not activating**

		Frequency	Percent	Valid Percent	Cumulative Percent
Valid	activating	14	19,7	25,9	25,9
	2	15	21,1	27,8	53,7
	3	20	28,2	37,0	90,7
	4	4	5,6	7,4	98,1
	5	1	1,4	1,9	100,0
	Total	54	76,1	100,0	
Missing	9	17	23,9		
Total		71	100,0		

**The use of sounds in teaching scenarios is... - time-consuming - not time-consuming**

		Frequency	Percent	Valid Percent	Cumulative Percent
Valid	time-consuming	3	4,2	5,6	5,6
	2	26	36,6	48,1	53,7
	3	19	26,8	35,2	88,9
	4	4	5,6	7,4	96,3
	5	1	1,4	1,9	98,1
	not time-consuming	1	1,4	1,9	100,0
	Total	54	76,1	100,0	
Missing	9	17	23,9		
Total		71	100,0		

**The use of sounds in teaching scenarios is... - inspiring - uninspiring**

		Frequency	Percent	Valid Percent	Cumulative Percent
Valid	inspiring	11	15,5	20,8	20,8
	2	17	23,9	32,1	52,8
	3	19	26,8	35,8	88,7
	4	4	5,6	7,5	96,2
	5	2	2,8	3,8	100,0
	Total	53	74,6	100,0	
Missing	9	18	25,4		
Total		71	100,0		



**The use of sounds in teaching scenarios is... - relaxing - not relaxing**

		Frequency	Percent	Valid Percent	Cumulative Percent
Valid	relaxing	25	35,2	46,3	46,3
	2	21	29,6	38,9	85,2
	3	7	9,9	13,0	98,1
	4	1	1,4	1,9	100,0
	Total	54	76,1	100,0	
Missing	9	17	23,9		
Total		71	100,0		

**The use of sounds in teaching scenarios is... - communicative - not communicative**

		Frequency	Percent	Valid Percent	Cumulative Percent
Valid	communicative	1	1,4	1,9	1,9
	2	4	5,6	7,4	9,3
	3	4	5,6	7,4	16,7
	4	12	16,9	22,2	38,9
	5	18	25,4	33,3	72,2
	not communicative	15	21,1	27,8	100,0
	Total	54	76,1	100,0	
Missing	9	17	23,9		
Total		71	100,0		

**Comments - The use of sounds in teaching scenarios should integrate narrative audios.**

		Frequency	Percent	Valid Percent	Cumulative Percent
Valid	strongly agree	28	39,4	51,9	51,9
	agree	24	33,8	44,4	96,3
	disagree	2	2,8	3,7	100,0
	Total	54	76,1	100,0	
Missing	9	17	23,9		
Total		71	100,0		

**Comments - The use of sounds in teaching scenarios should integrate music.**

		Frequency	Percent	Valid Percent	Cumulative Percent
Valid	strongly agree	39	54,9	72,2	72,2
	agree	13	18,3	24,1	96,3
	disagree	2	2,8	3,7	100,0
	Total	54	76,1	100,0	
Missing	9	17	23,9		

**Comments - The use of sounds in teaching scenarios should integrate music.**

	Frequency	Percent	Valid Percent	Cumulative Percent
Total	71	100,0		

**Comments - The use of sounds in teaching scenarios should integrate audio signals.**

	Frequency	Percent	Valid Percent	Cumulative Percent
Valid strongly agree	10	14,1	18,5	18,5
agree	20	28,2	37,0	55,6
disagree	20	28,2	37,0	92,6
strongly disagree	4	5,6	7,4	100,0
Total	54	76,1	100,0	
Missing 9	17	23,9		
Total	71	100,0		

**Comments - The use of sounds in teaching scenarios is currently running well**

	Frequency	Percent	Valid Percent	Cumulative Percent
Valid strongly agree	9	12,7	16,7	16,7
agree	32	45,1	59,3	75,9
disagree	13	18,3	24,1	100,0
Total	54	76,1	100,0	
Missing 9	17	23,9		
Total	71	100,0		

**Comments - The use of sounds in teaching scenarios will increase in the future.**

	Frequency	Percent	Valid Percent	Cumulative Percent
Valid strongly agree	22	31,0	40,7	40,7
agree	23	32,4	42,6	83,3
disagree	9	12,7	16,7	100,0
Total	54	76,1	100,0	
Missing 9	17	23,9		
Total	71	100,0		

**To what extent can sounds improve the development of... my knowledge**

		Frequency	Percent	Valid Percent	Cumulative Percent
Valid	very high extent	2	2,8	3,7	3,7
	high extent	9	12,7	16,7	20,4
	low extent	24	33,8	44,4	64,8
	very low extent	19	26,8	35,2	100,0
	Total	54	76,1	100,0	
Missing	9	17	23,9		
Total		71	100,0		

**To what extent can sounds improve the development of... my education**

		Frequency	Percent	Valid Percent	Cumulative Percent
Valid	very high extent	2	2,8	3,7	3,7
	high extent	7	9,9	13,0	16,7
	low extent	22	31,0	40,7	57,4
	very low extent	23	32,4	42,6	100,0
	Total	54	76,1	100,0	
Missing	9	17	23,9		
Total		71	100,0		

**To what extent can sounds improve the development of... my self-confidence**

		Frequency	Percent	Valid Percent	Cumulative Percent
Valid	very high extent	2	2,8	3,7	3,7
	high extent	3	4,2	5,6	9,3
	low extent	18	25,4	33,3	42,6
	very low extent	31	43,7	57,4	100,0
	Total	54	76,1	100,0	
Missing	9	17	23,9		
Total		71	100,0		

**To what extent can sounds improve the development of... my social competencies**

		Frequency	Percent	Valid Percent	Cumulative Percent
Valid	very high extent	3	4,2	5,6	5,6
	high extent	9	12,7	16,7	22,2
	low extent	14	19,7	25,9	48,1
	very low extent	28	39,4	51,9	100,0
	Total	54	76,1	100,0	
Missing	9	17	23,9		
Total		71	100,0		

**To what extent can sounds improve the development of... my reflective competencies**

		Frequency	Percent	Valid Percent	Cumulative Percent
Valid	very high extent	1	1,4	1,9	1,9
	high extent	5	7,0	9,3	11,1
	low extent	19	26,8	35,2	46,3
	very low extent	29	40,8	53,7	100,0
	Total	54	76,1	100,0	
Missing	9	17	23,9		
Total		71	100,0		

**To what extent can sounds improve the development of... my media competencies**

		Frequency	Percent	Valid Percent	Cumulative Percent
Valid	very high extent	13	18,3	24,1	24,1
	high extent	20	28,2	37,0	61,1
	low extent	14	19,7	25,9	87,0
	very low extent	7	9,9	13,0	100,0
	Total	54	76,1	100,0	
Missing	9	17	23,9		
Total		71	100,0		

**To what extent can sounds improve the development of... other aspects**

		Frequency	Percent	Valid Percent	Cumulative Percent
Valid	very high extent	1	1,4	50,0	50,0
	very low extent	1	1,4	50,0	100,0
	Total	2	2,8	100,0	
Missing	9	69	97,2		
Total		71	100,0		

**Development other aspects**

		Frequency	Percent	Valid Percent	Cumulative Percent
Valid		70	98,6	98,6	98,6
	mÄ½ch poÄ Ä-taÄ o	1	1,4	1,4	100,0
Total		71	100,0	100,0	

**What is the importance of sounds in eLearning regarding... my knowledge**

		Frequency	Percent	Valid Percent	Cumulative Percent
Valid	important	6	8,5	11,1	11,1
	less important	5	7,0	9,3	20,4
	rarely important	24	33,8	44,4	64,8
	unimportant	19	26,8	35,2	100,0
	Total	54	76,1	100,0	
Missing	9	17	23,9		
Total		71	100,0		

**What is the importance of sounds in eLearning regarding... my education**

		Frequency	Percent	Valid Percent	Cumulative Percent
Valid	important	6	8,5	11,1	11,1
	less important	4	5,6	7,4	18,5
	rarely important	22	31,0	40,7	59,3
	unimportant	22	31,0	40,7	100,0
	Total	54	76,1	100,0	
Missing	9	17	23,9		
Total		71	100,0		

**What is the importance of sounds in eLearning regarding... my self-confidence**

		Frequency	Percent	Valid Percent	Cumulative Percent
Valid	important	2	2,8	3,7	3,7
	less important	4	5,6	7,4	11,1
	rarely important	23	32,4	42,6	53,7
	unimportant	25	35,2	46,3	100,0
	Total	54	76,1	100,0	
Missing	9	17	23,9		
Total		71	100,0		

**What is the importance of sounds in eLearning regarding... my social competencies**

		Frequency	Percent	Valid Percent	Cumulative Percent
Valid	important	4	5,6	7,4	7,4
	less important	9	12,7	16,7	24,1
	rarely important	19	26,8	35,2	59,3
	unimportant	22	31,0	40,7	100,0
	Total	54	76,1	100,0	
Missing	9	17	23,9		
Total		71	100,0		

**What is the importance of sounds in eLearning regarding... my reflective competencies**

		Frequency	Percent	Valid Percent	Cumulative Percent
Valid	important	4	5,6	7,4	7,4
	less important	3	4,2	5,6	13,0
	rarely important	23	32,4	42,6	55,6
	unimportant	24	33,8	44,4	100,0
	Total	54	76,1	100,0	
Missing	9	17	23,9		
Total		71	100,0		

**What is the importance of sounds in eLearning regarding... my media competencies**

		Frequency	Percent	Valid Percent	Cumulative Percent
Valid	important	13	18,3	24,1	24,1
	less important	20	28,2	37,0	61,1
	rarely important	18	25,4	33,3	94,4
	unimportant	3	4,2	5,6	100,0
	Total	54	76,1	100,0	
Missing	9	17	23,9		
Total		71	100,0		

**What is the importance of sounds in eLearning regarding... other aspects**

		Frequency	Percent	Valid Percent	Cumulative Percent
Valid	rarely important	2	2,8	100,0	100,0
Missing	9	69	97,2		
Total		71	100,0		

**Importance other aspects**

	Frequency	Percent	Valid Percent	Cumulative Percent
Valid	71	100,0	100,0	100,0

**Challenges: Where do you need help or support concerning sounds in eLearning? - identification of adequate sounds**

		Frequency	Percent	Valid Percent	Cumulative Percent
Valid	no	41	57,7	73,2	73,2
	yes	15	21,1	26,8	100,0
	Total	56	78,9	100,0	
Missing	9	14	19,7		
	System	1	1,4		
	Total	15	21,1		
Total		71	100,0		

**Challenges: Where do you need help or support concerning sounds in eLearning? - development and recording of sounds**

		Frequency	Percent	Valid Percent	Cumulative Percent
Valid	no	30	42,3	53,6	53,6
	yes	26	36,6	46,4	100,0
	Total	56	78,9	100,0	
Missing	9	14	19,7		
	System	1	1,4		
	Total	15	21,1		
Total		71	100,0		

**Challenges: Where do you need help or support concerning sounds in eLearning? - creating narration / podcasts**

		Frequency	Percent	Valid Percent	Cumulative Percent
Valid	no	24	33,8	42,9	42,9
	yes	32	45,1	57,1	100,0
	Total	56	78,9	100,0	
Missing	9	14	19,7		
	System	1	1,4		
	Total	15	21,1		
Total		71	100,0		

**Challenges: Where do you need help or support concerning sounds in eLearning? - creating music**

		Frequency	Percent	Valid Percent	Cumulative Percent
Valid	no	29	40,8	51,8	51,8
	yes	27	38,0	48,2	100,0
	Total	56	78,9	100,0	
Missing	9	14	19,7		
	System	1	1,4		
	Total	15	21,1		
Total		71	100,0		

**Challenges: Where do you need help or support concerning sounds in eLearning? - creating sound signals**

		Frequency	Percent	Valid Percent	Cumulative Percent
Valid	no	37	52,1	66,1	66,1
	yes	19	26,8	33,9	100,0
	Total	56	78,9	100,0	
Missing	9	14	19,7		
	System	1	1,4		
	Total	15	21,1		
Total		71	100,0		

**Challenges: Where do you need help or support concerning sounds in eLearning? - creating didactical scenarios with sound integration**

		Frequency	Percent	Valid Percent	Cumulative Percent
Valid	no	10	14,1	17,9	17,9
	yes	46	64,8	82,1	100,0
	Total	56	78,9	100,0	
Missing	9	14	19,7		
	System	1	1,4		
	Total	15	21,1		
Total		71	100,0		



**Challenges: Where do you need help or support concerning sounds in eLearning? - technical aspects**

		Frequency	Percent	Valid Percent	Cumulative Percent
Valid	no	25	35,2	44,6	44,6
	yes	31	43,7	55,4	100,0
	Total	56	78,9	100,0	
Missing	9	14	19,7		
	System	1	1,4		
	Total	15	21,1		
Total		71	100,0		

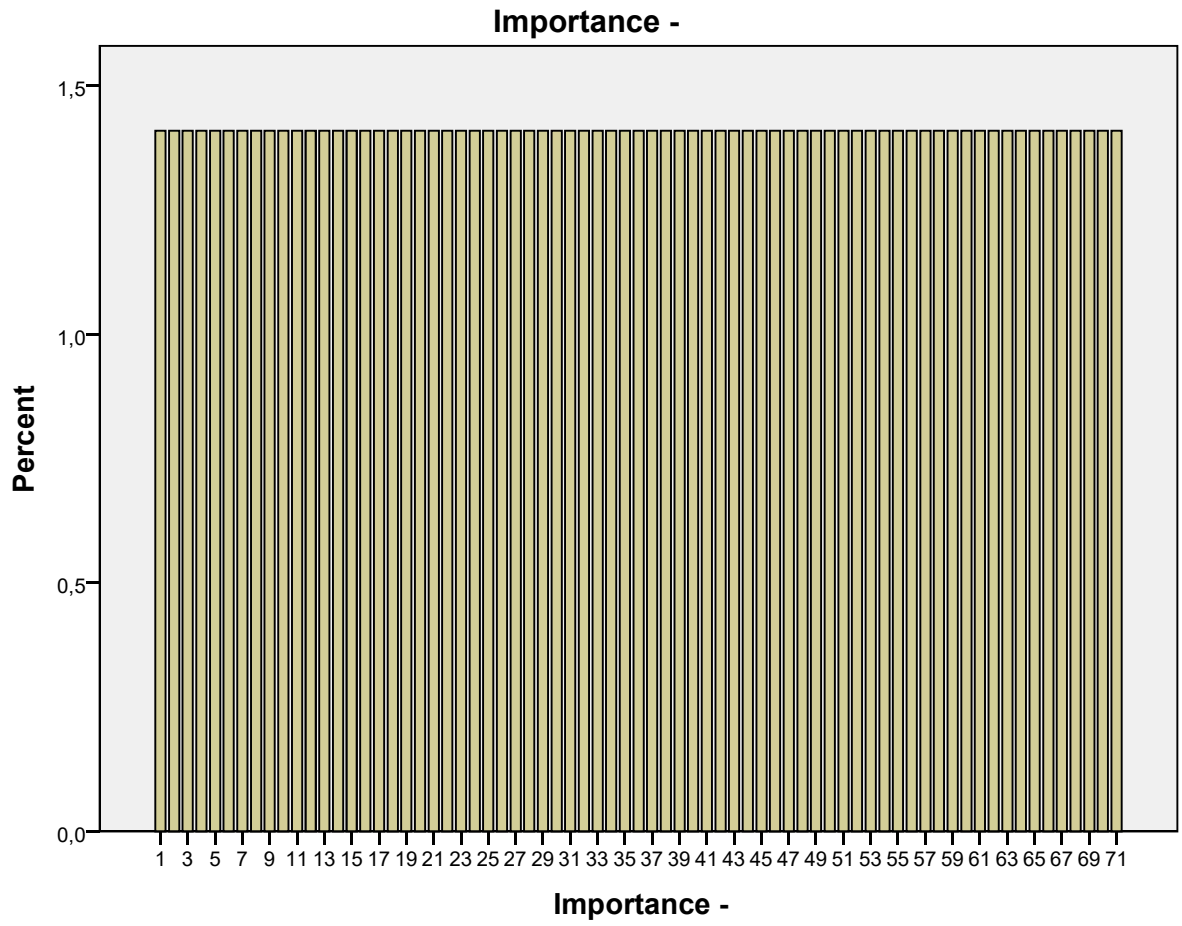
**Other Challenges. Please write in which other aspects you like to get support:**

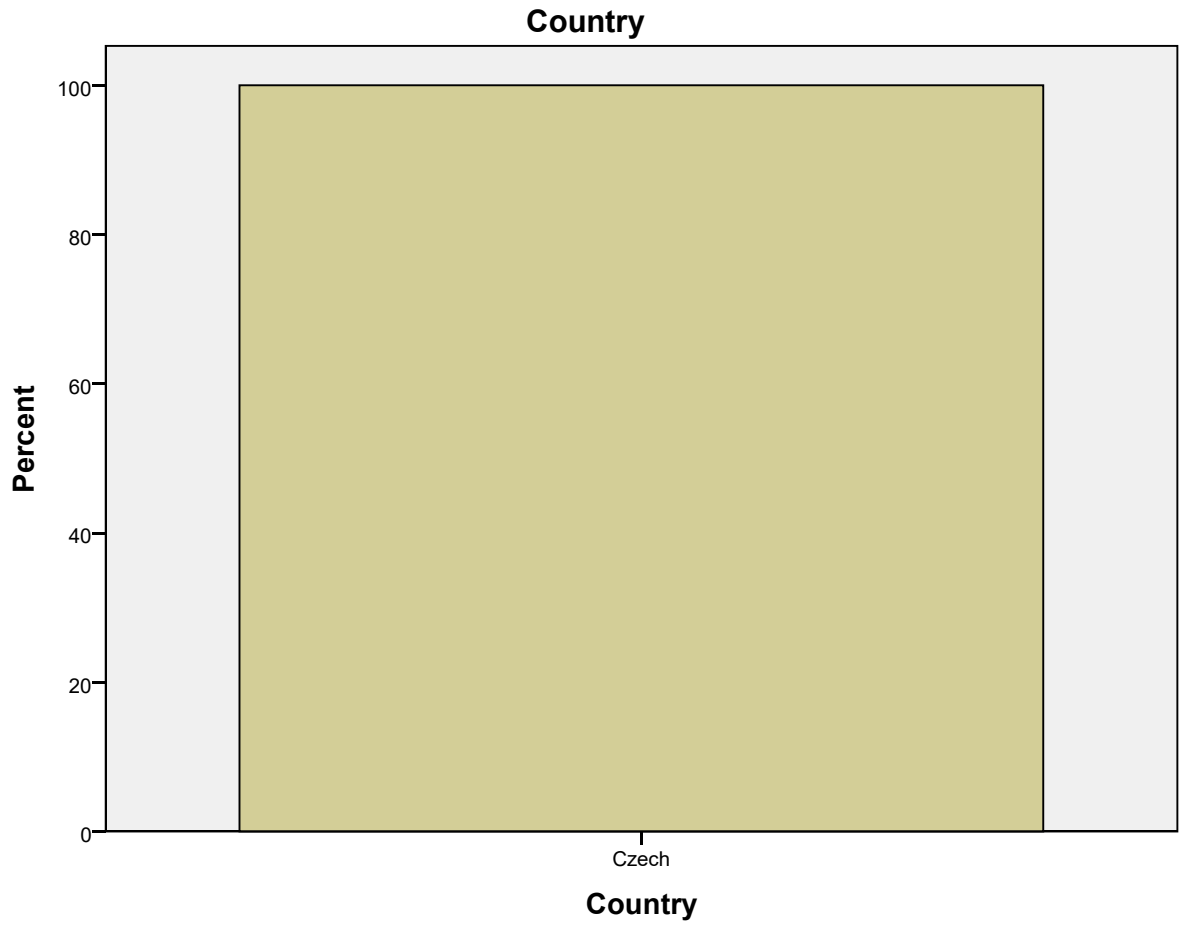
	Frequency	Percent	Valid Percent	Cumulative Percent
Valid	71	100,0	100,0	100,0

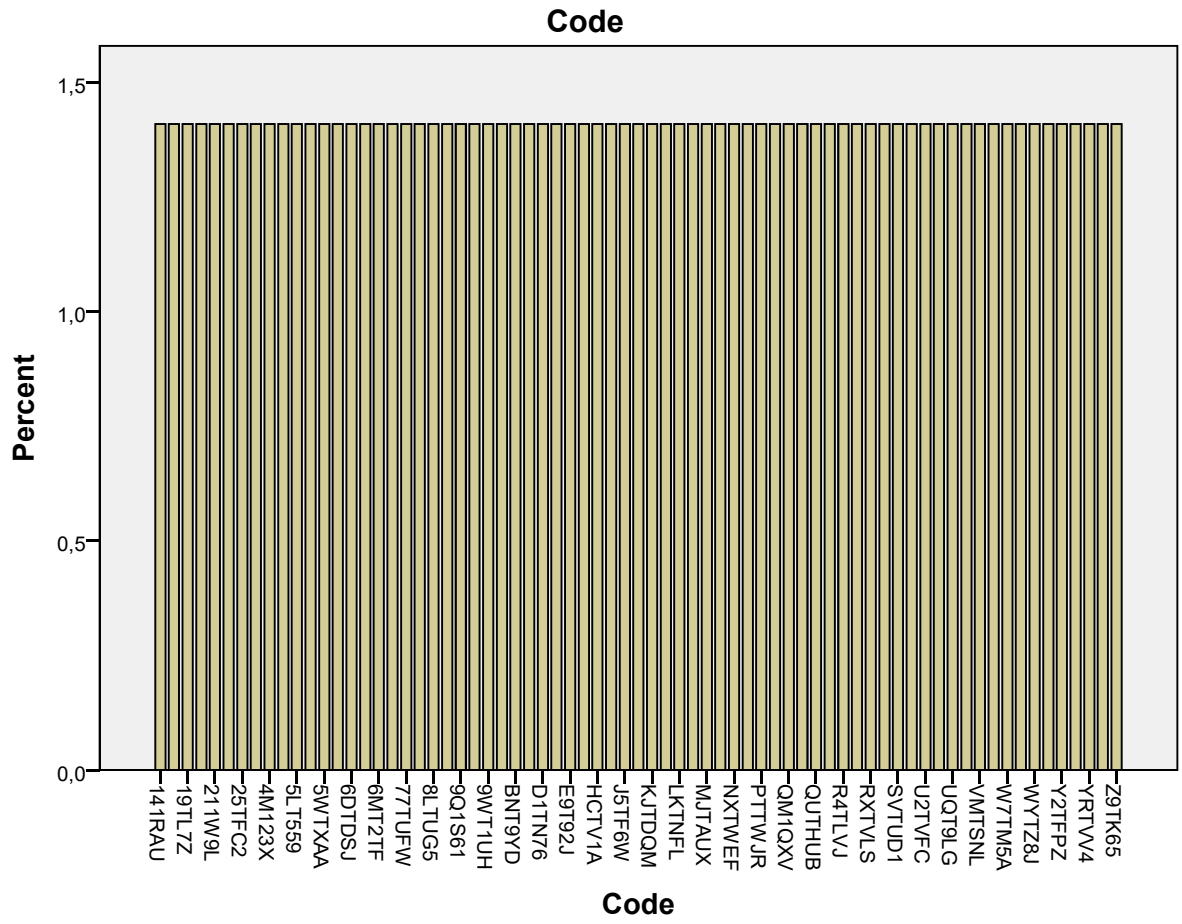
**Write down which opportunities you have to use of sounds in eLearning.**

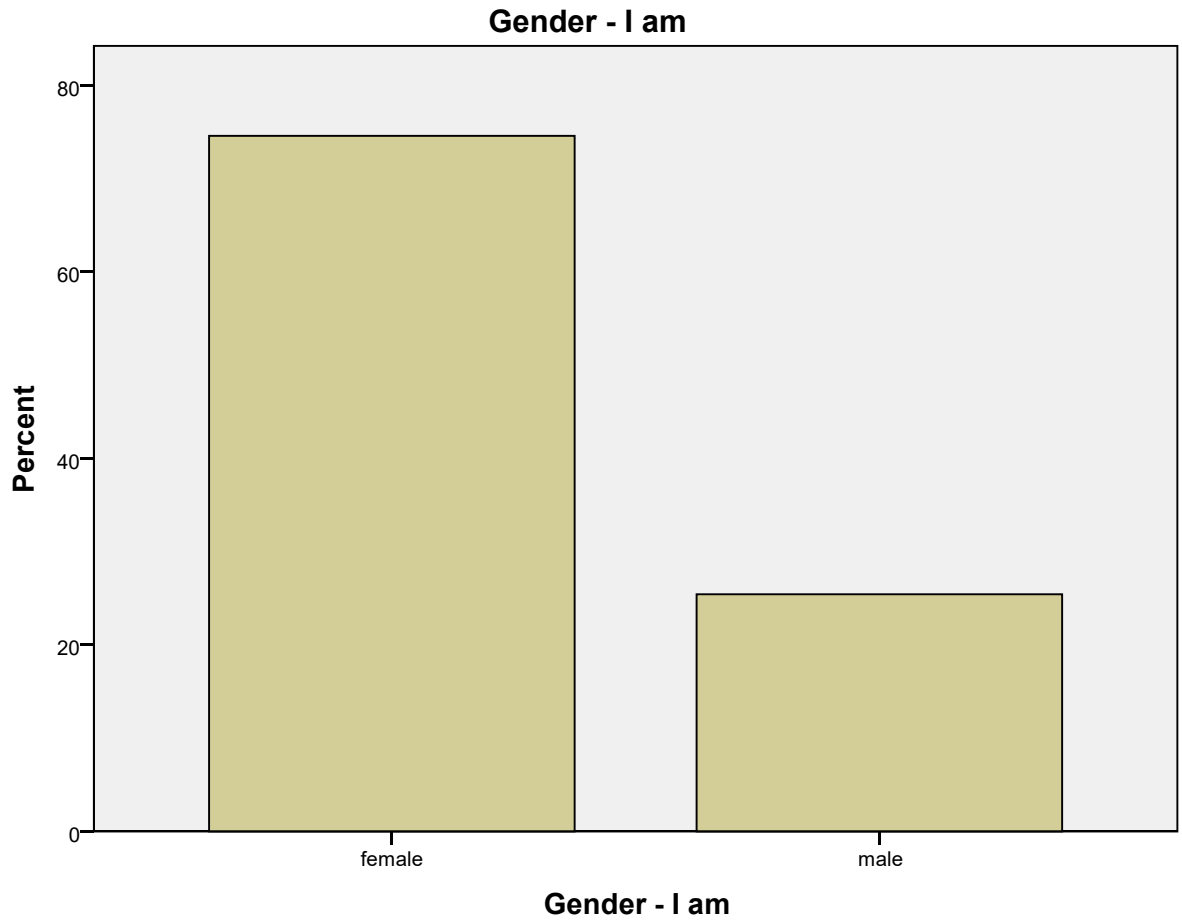
	Frequency	Percent	Valid Percent	Cumulative Percent
Valid	71	100,0	100,0	100,0

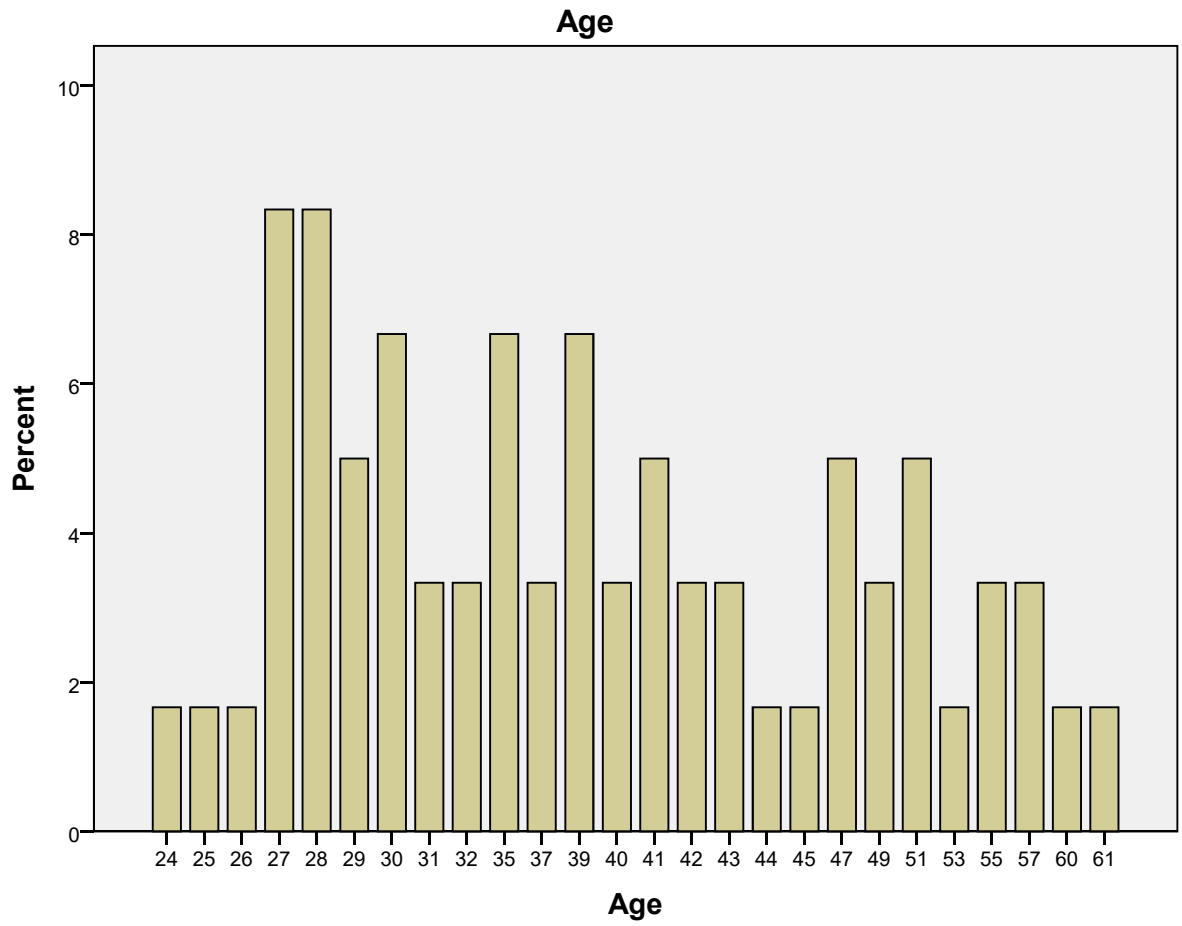
**Bar Chart**



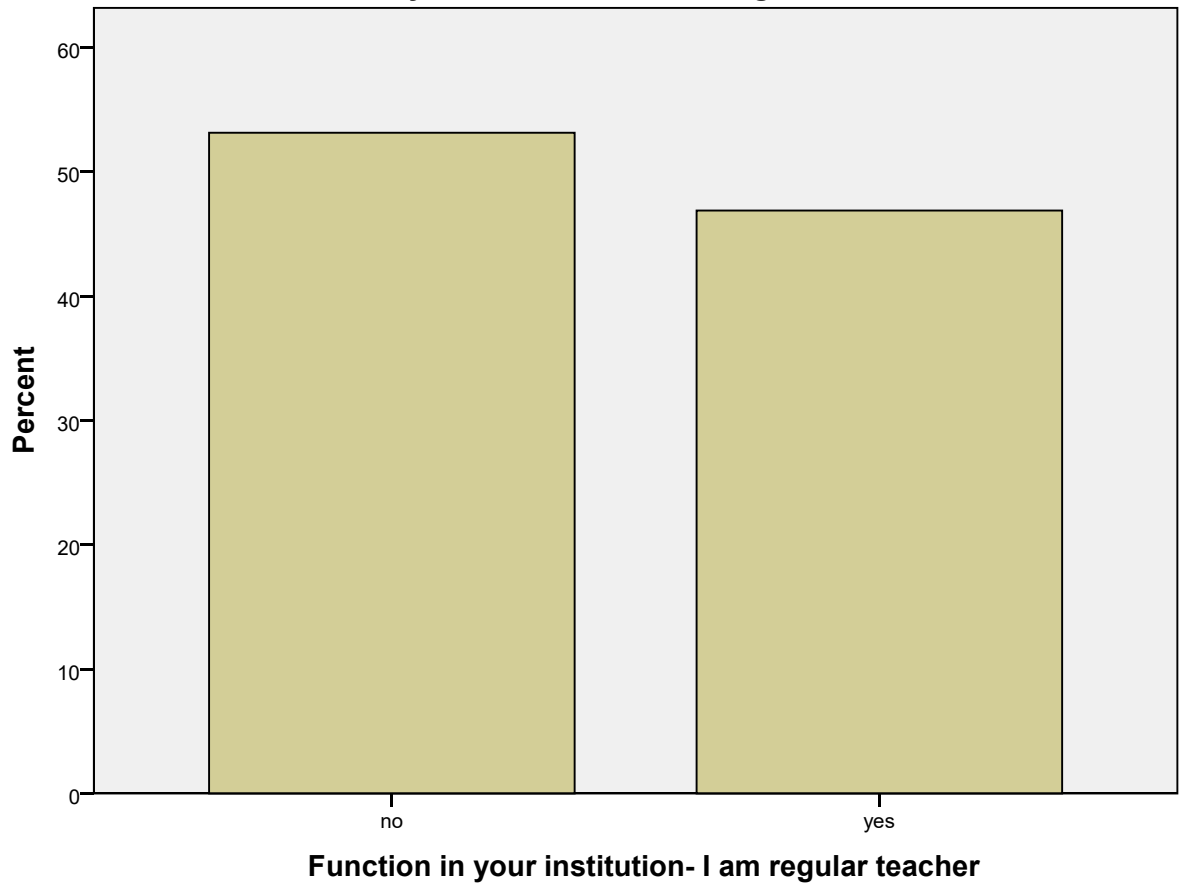


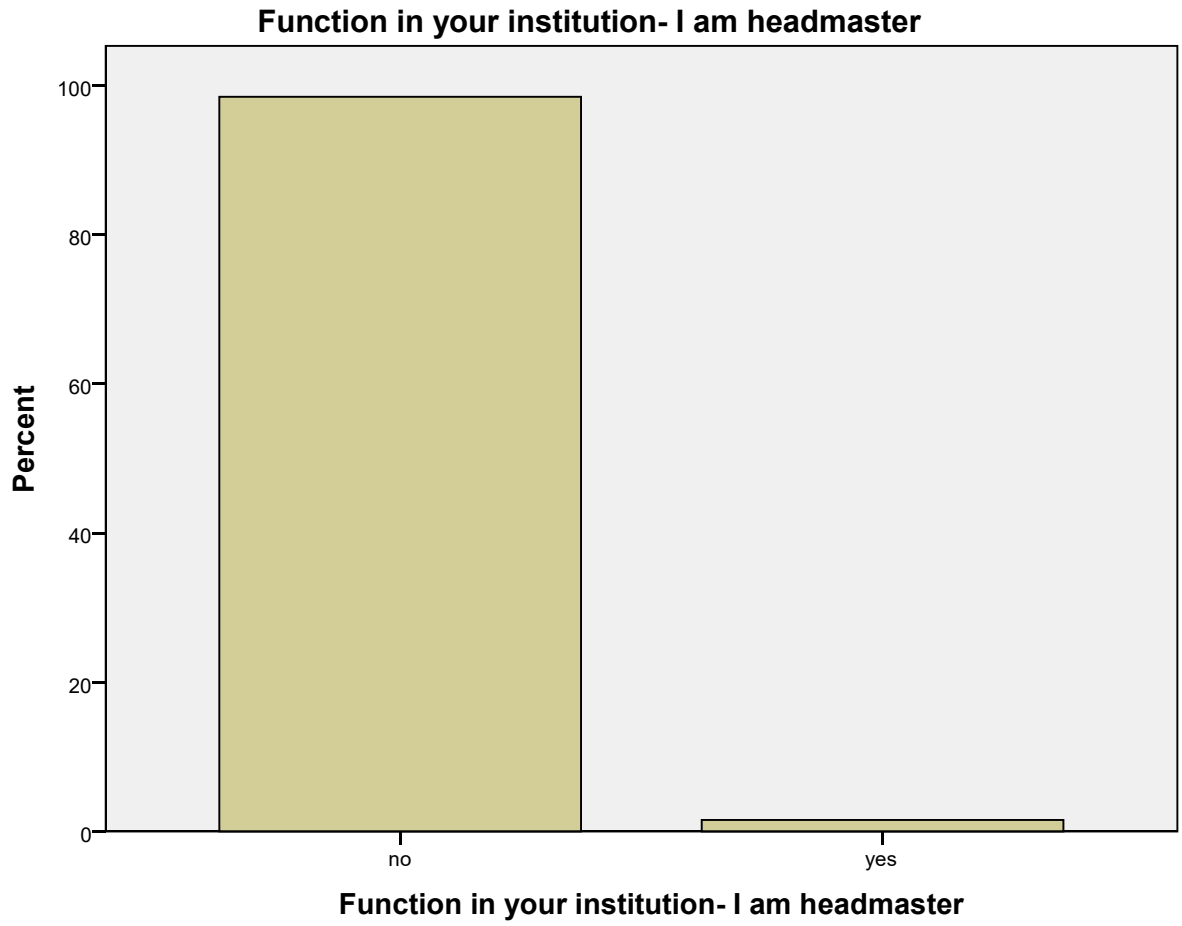






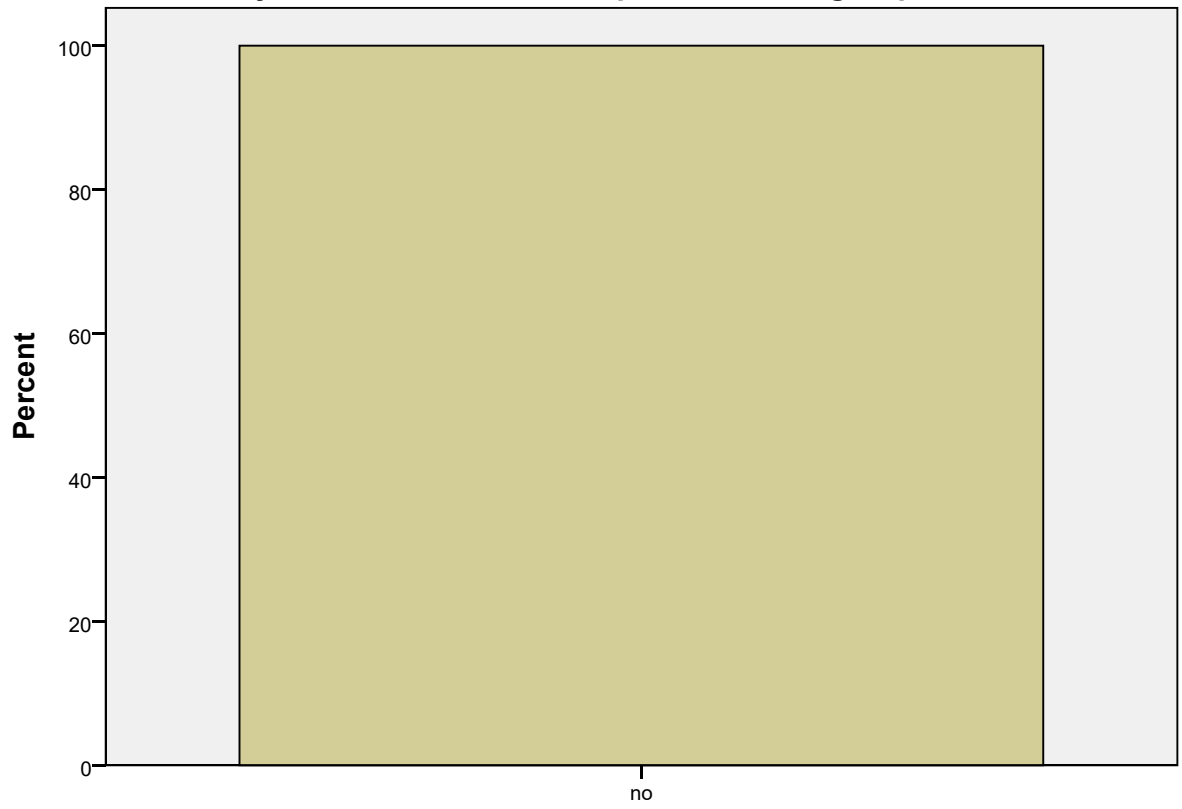
**Function in your institution- I am regular teacher**







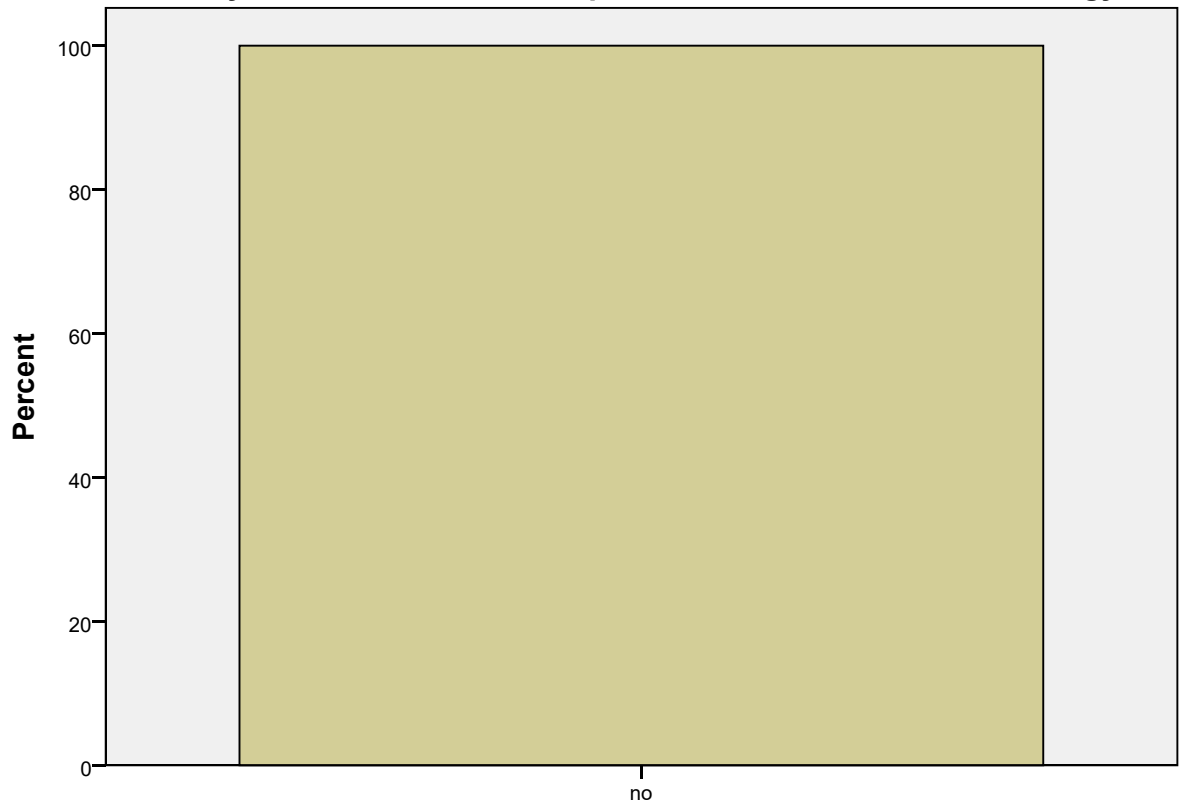
**Function in your institution- I am responsible for a group of teachers**



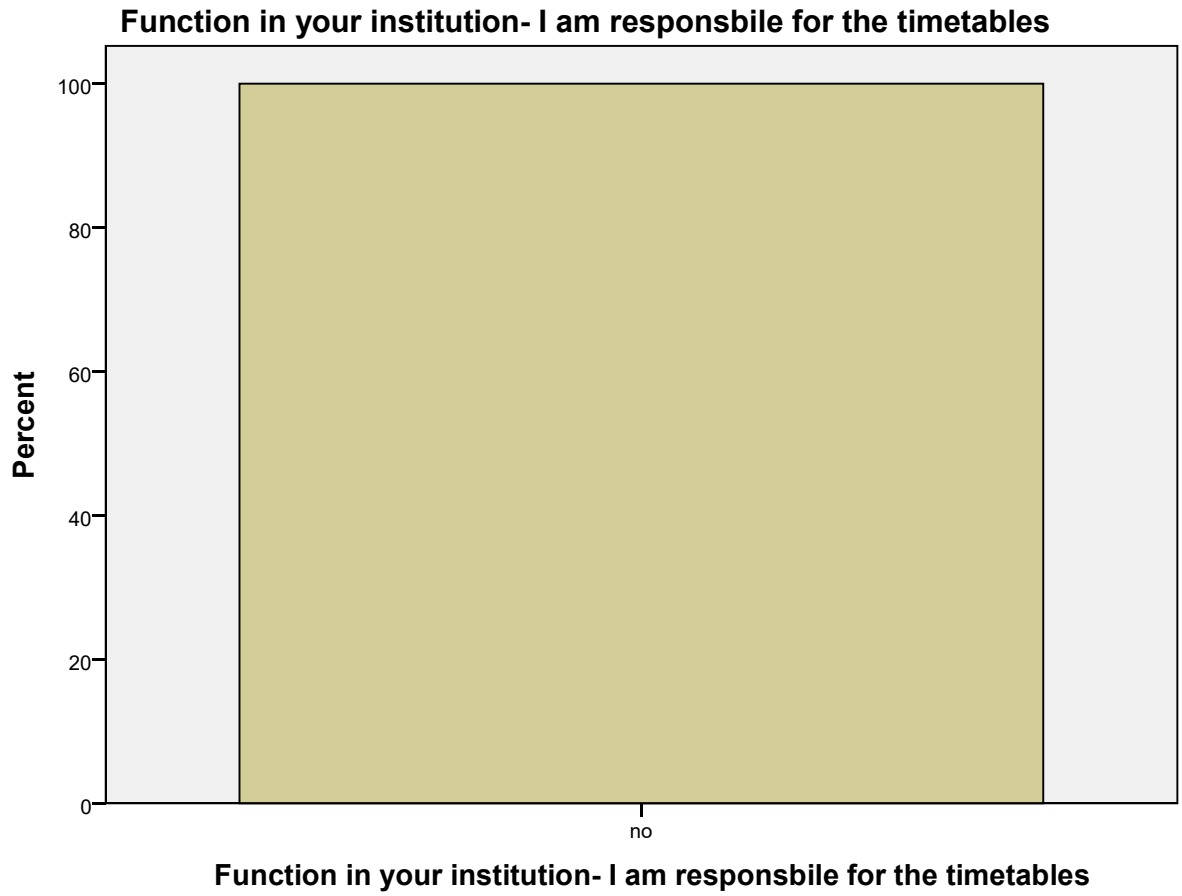
**Function in your institution- I am responsible for a group of teachers**




**Function in your institution- I am responsible for information technology**

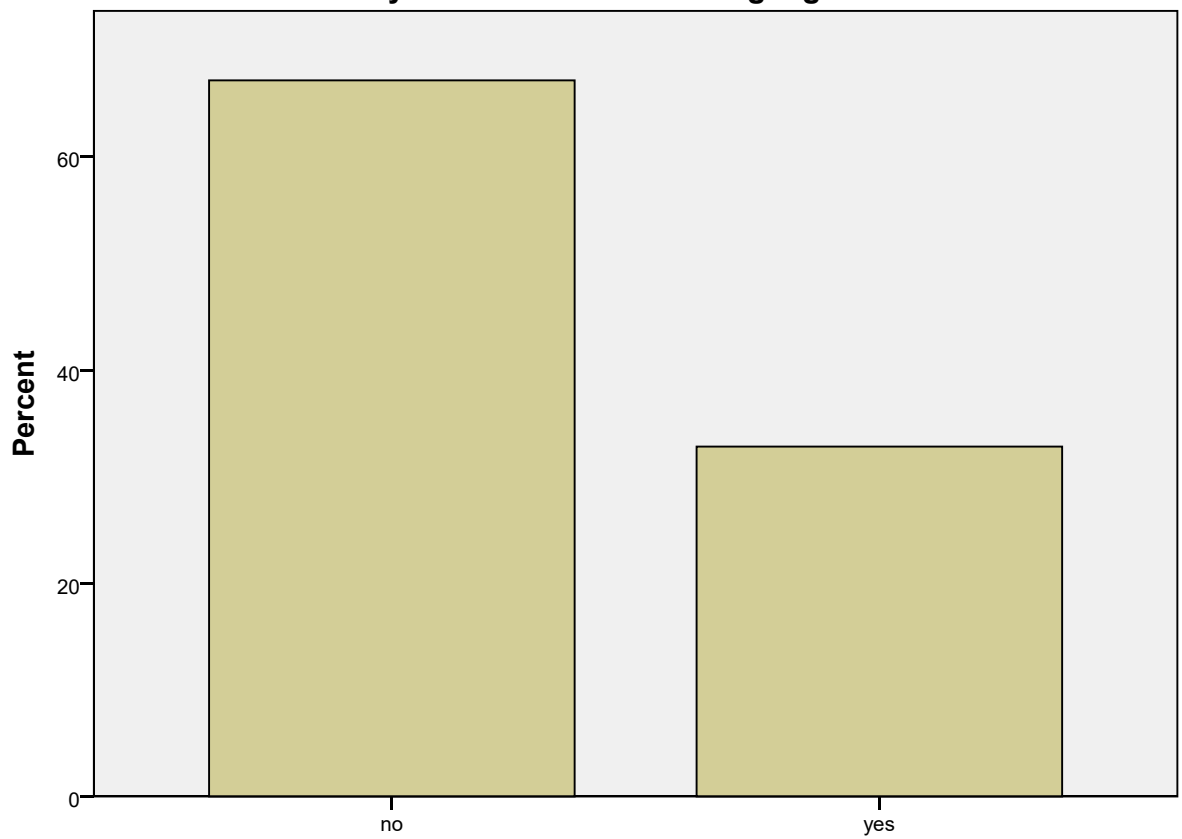


**Function in your institution- I am responsible for information technology**



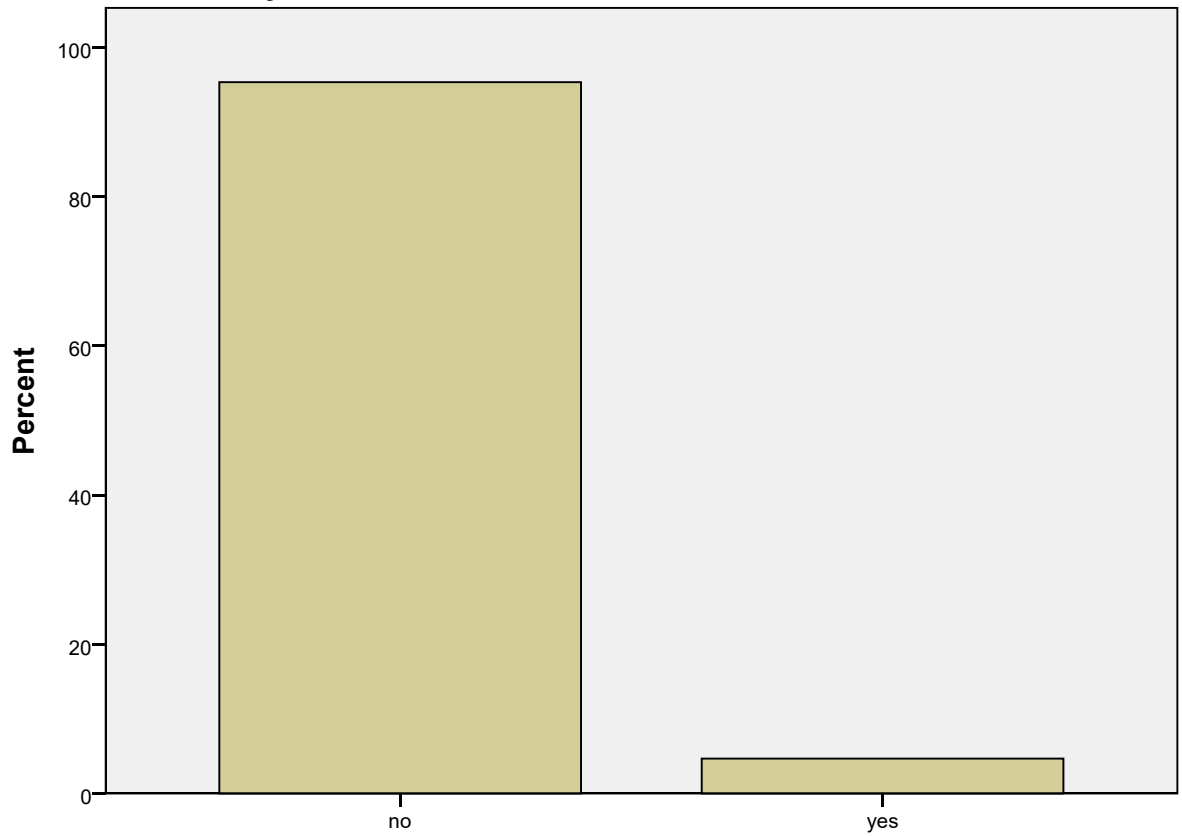


Function in your institution- I am language teacher



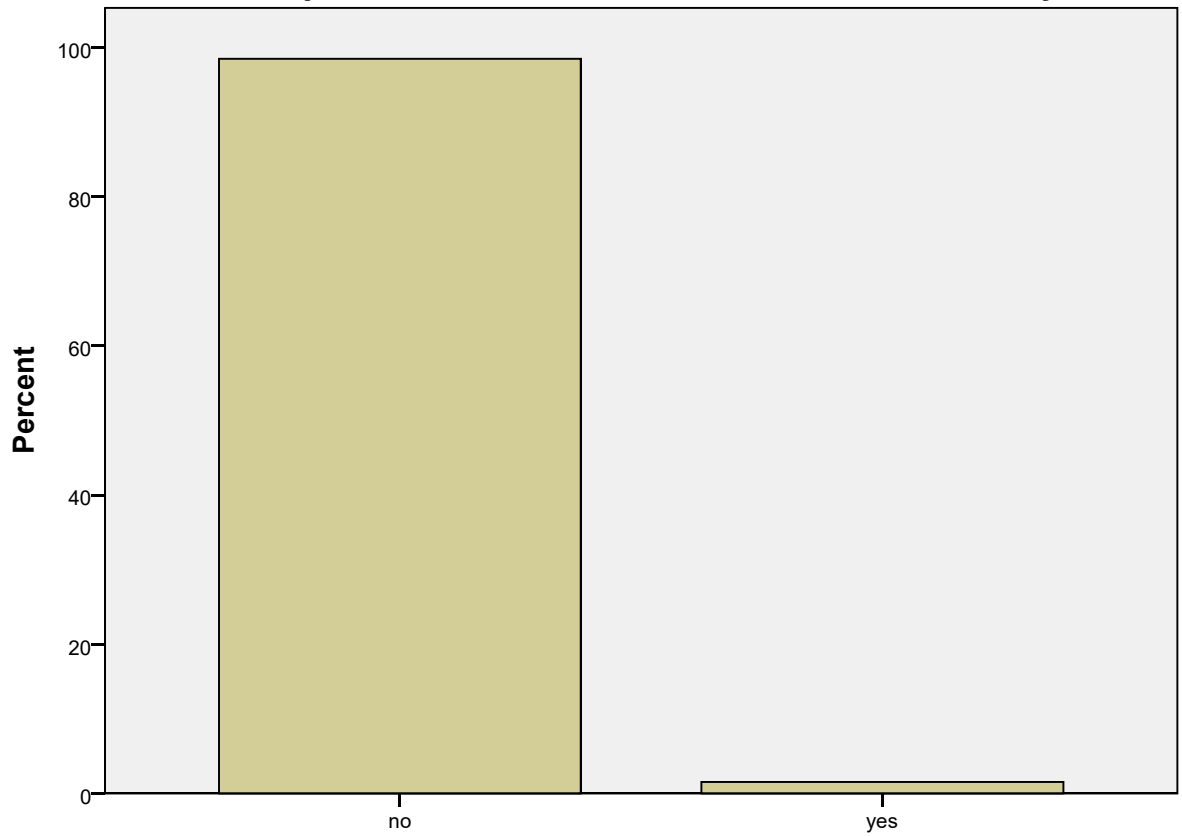
Function in your institution- I am language teacher

**Function in your institution- I am teachers in the field of economics**



**Function in your institution- I am teachers in the field of economics**

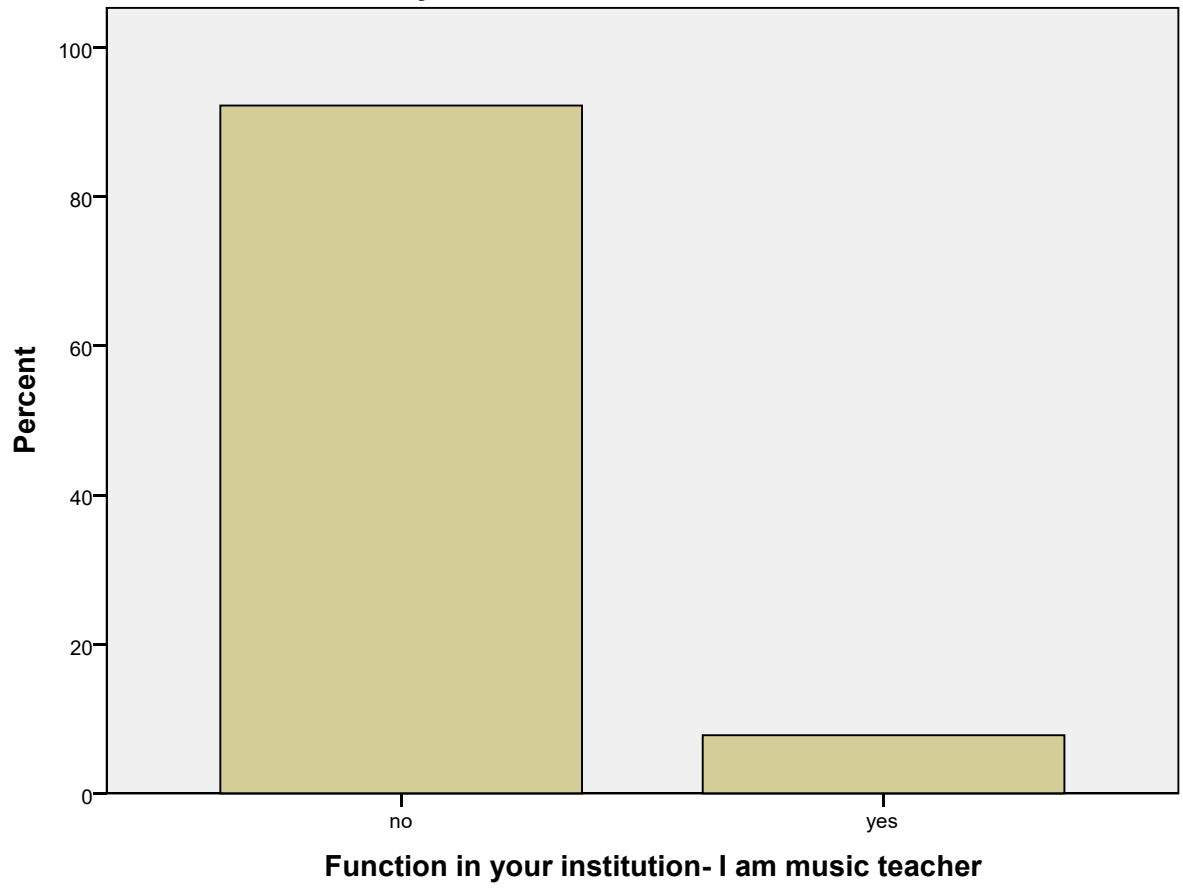
**Function in your institution- I am teachers in the field of history**



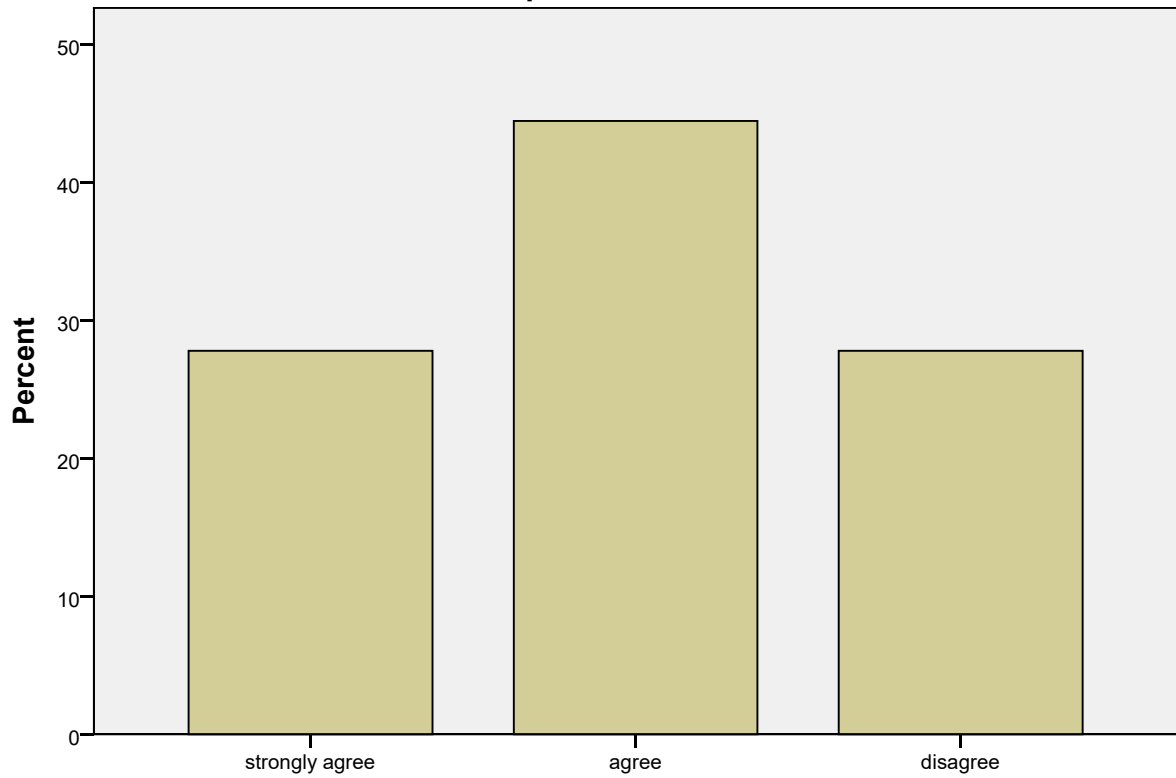
**Function in your institution- I am teachers in the field of history**



**Function in your institution- I am music teacher**

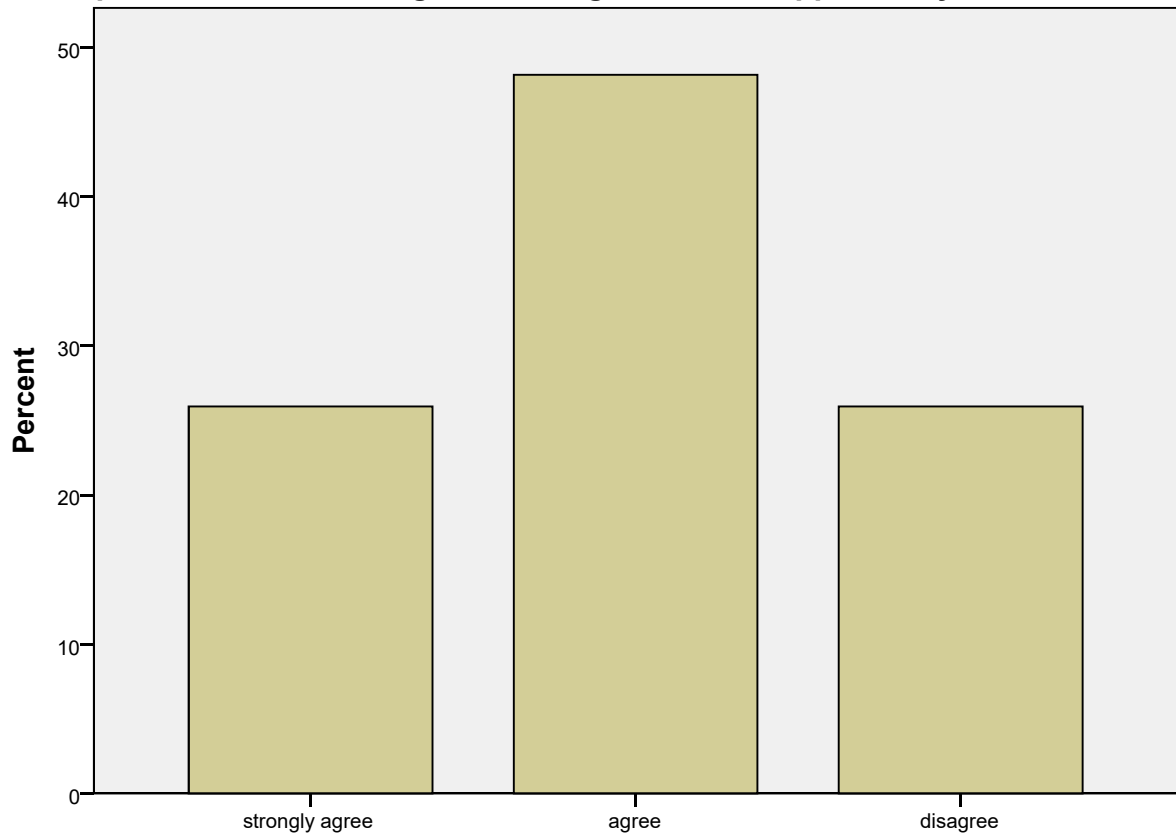


**Opinion about eLearning - eLearning is important as a part of an educational process**



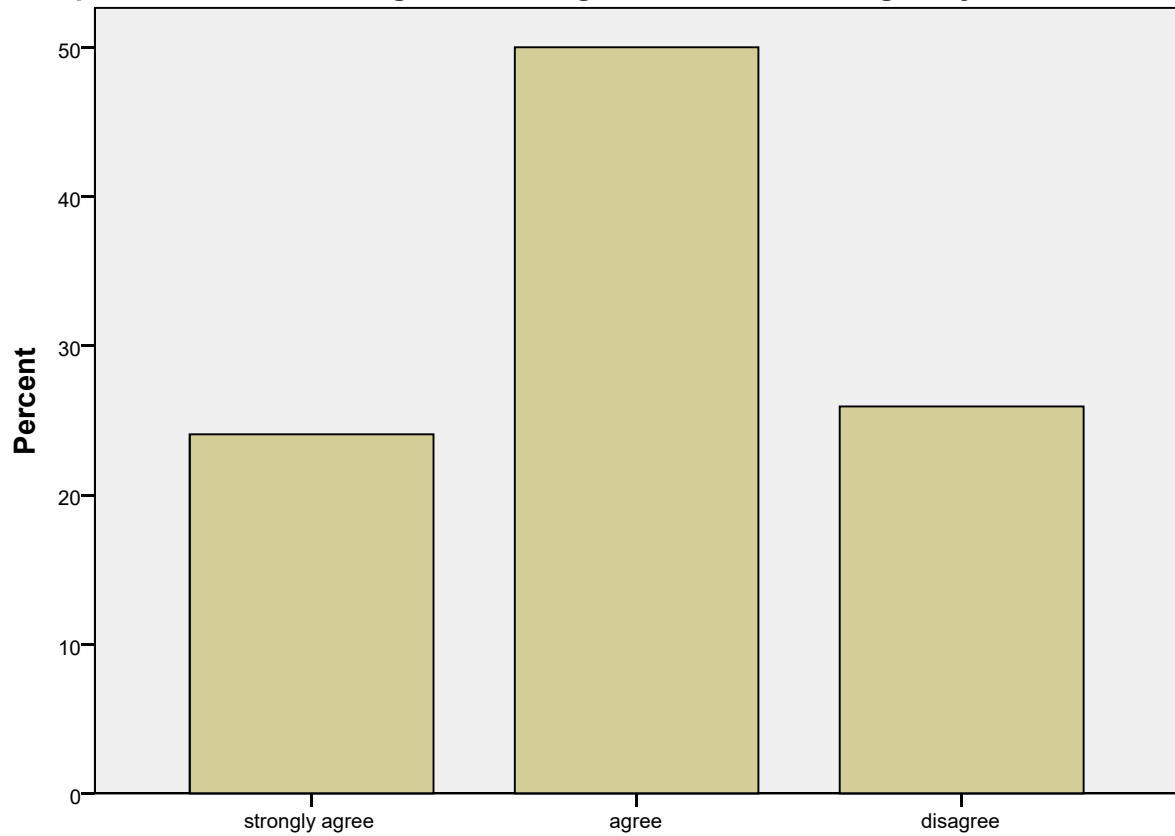
**Opinion about eLearning - eLearning is important as a part of an educational process**

**Opinion about eLearning - eLearning has to be supported by teachers.**



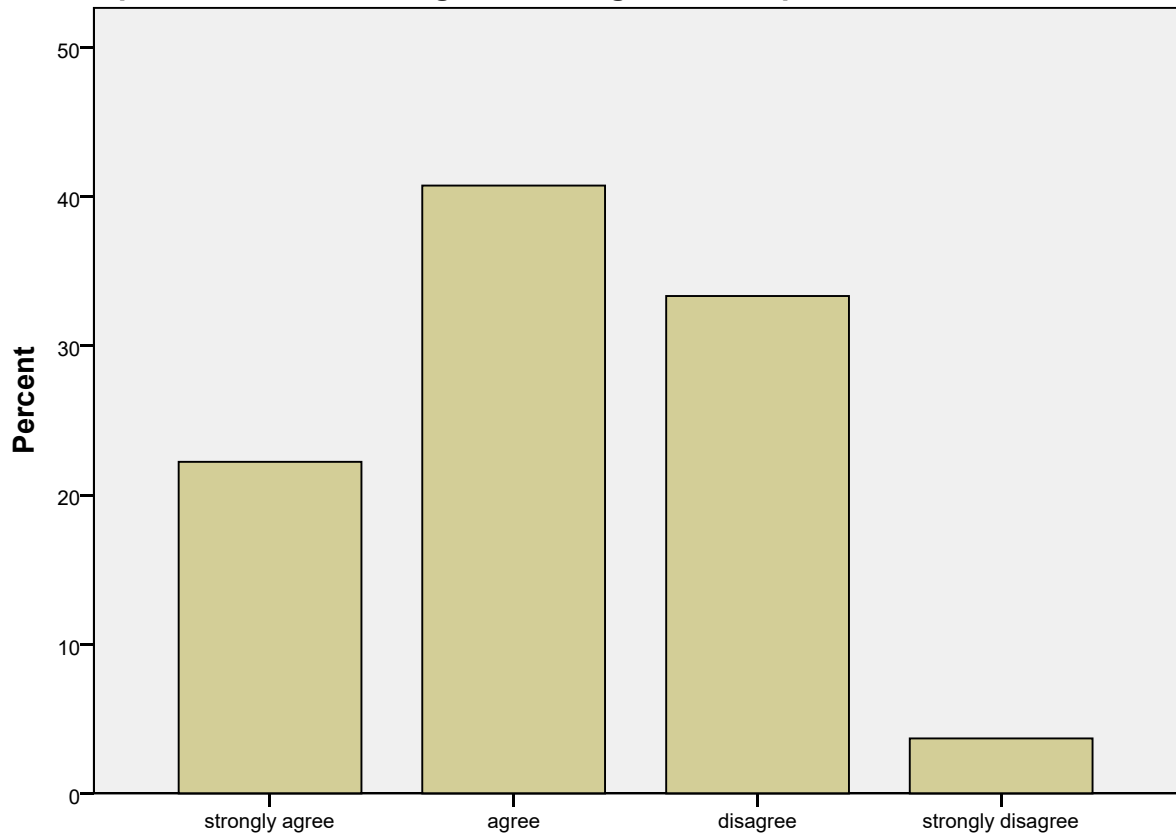
**Opinion about eLearning - eLearning has to be supported by teachers.**

**Opinion about eLearning - eLearning should be encouraged by teachers.**



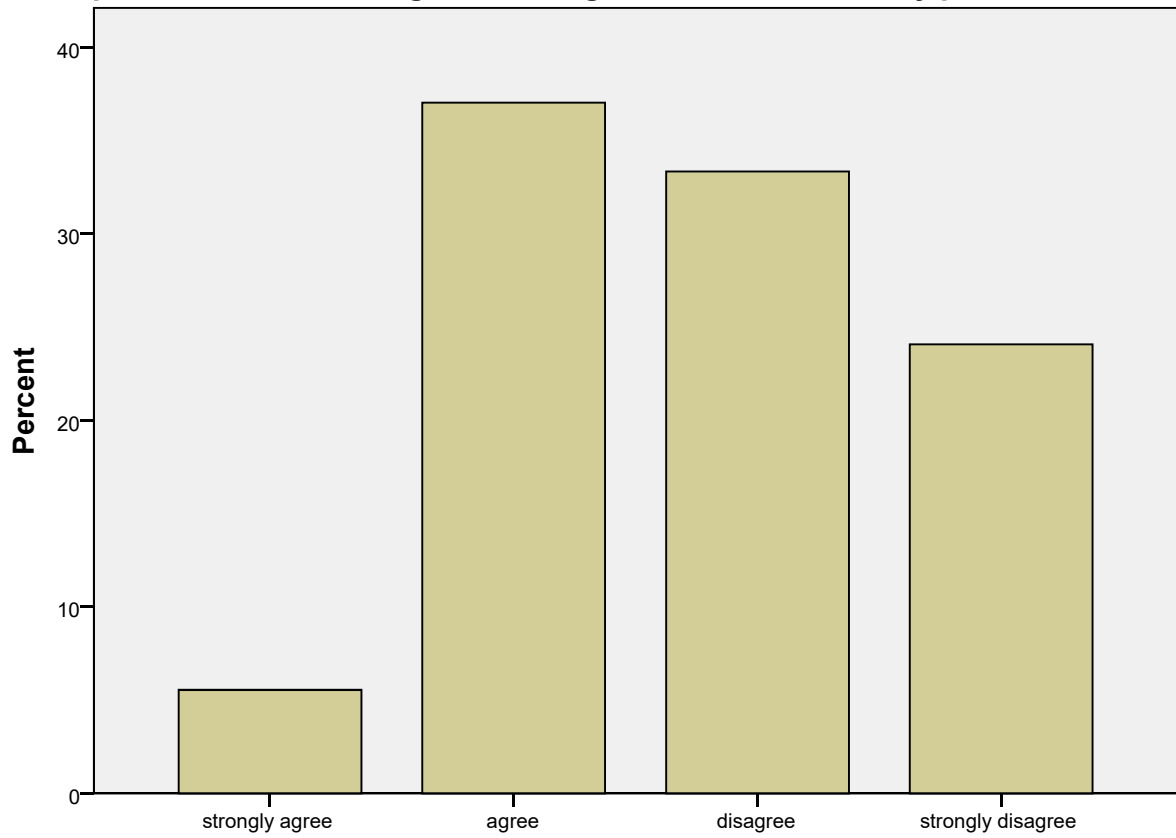
**Opinion about eLearning - eLearning should be encouraged by teachers.**

**Opinion about eLearning - eLearning has to be provided at schools.**



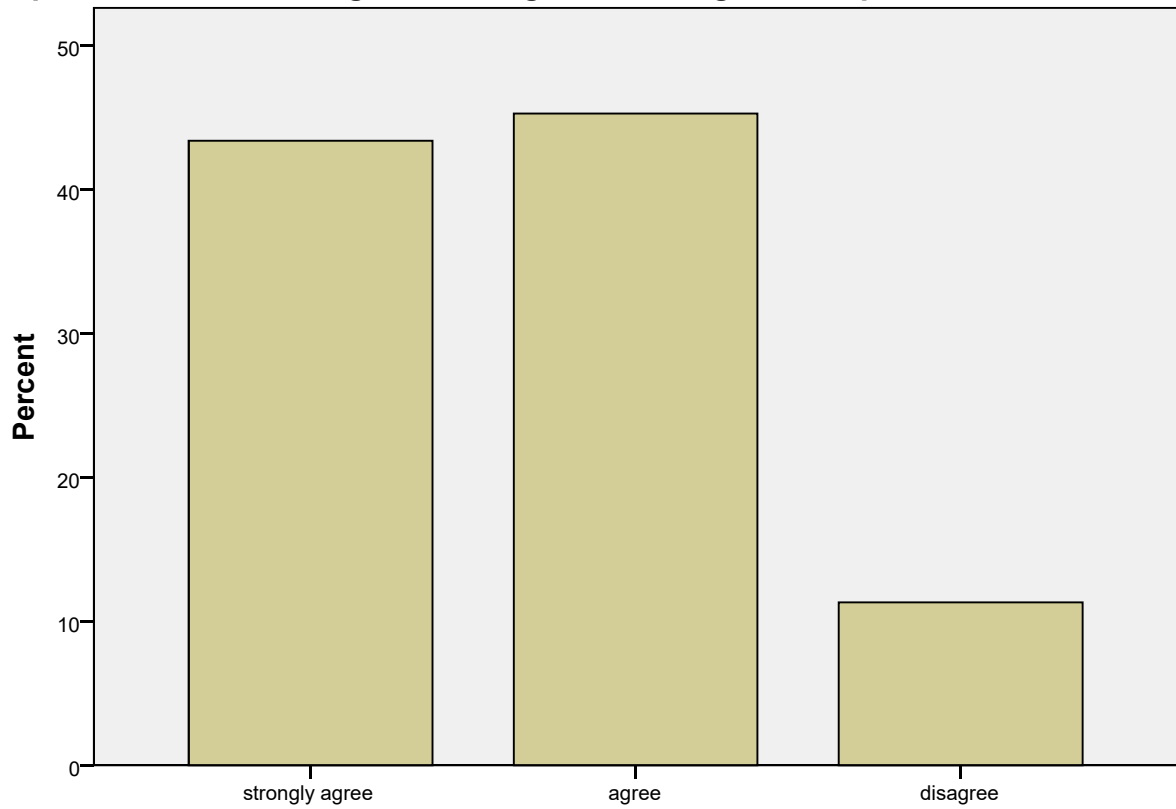
**Opinion about eLearning - eLearning has to be provided at schools.**

**Opinion about eLearning - eLearning should be fostered by politicians.**



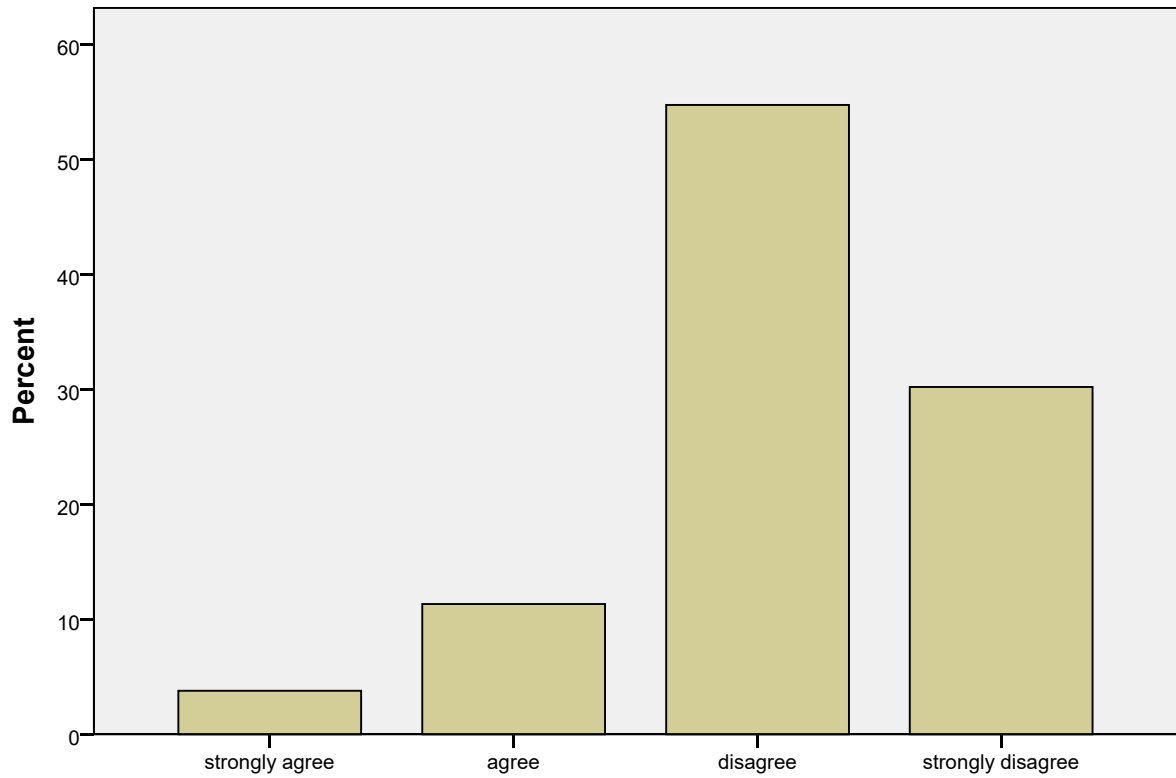
**Opinion about eLearning - eLearning should be fostered by politicians.**

**Opinion about eLearning - eLearning is becoming more important in the future.**



**Opinion about eLearning - eLearning is becoming more important in the future.**

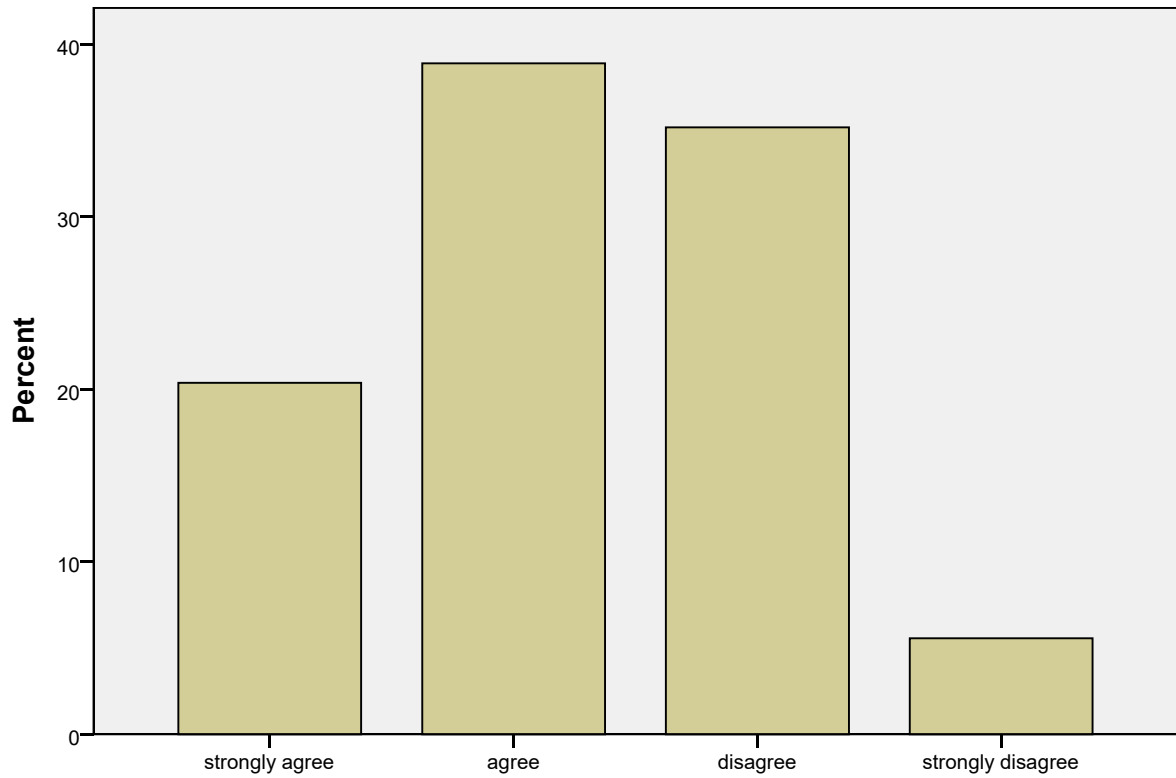
**Opinion about eLearning - eLearning has to be provided online without additional courses or lectures.**



**Opinion about eLearning - eLearning has to be provided online without additional courses or lectures.**

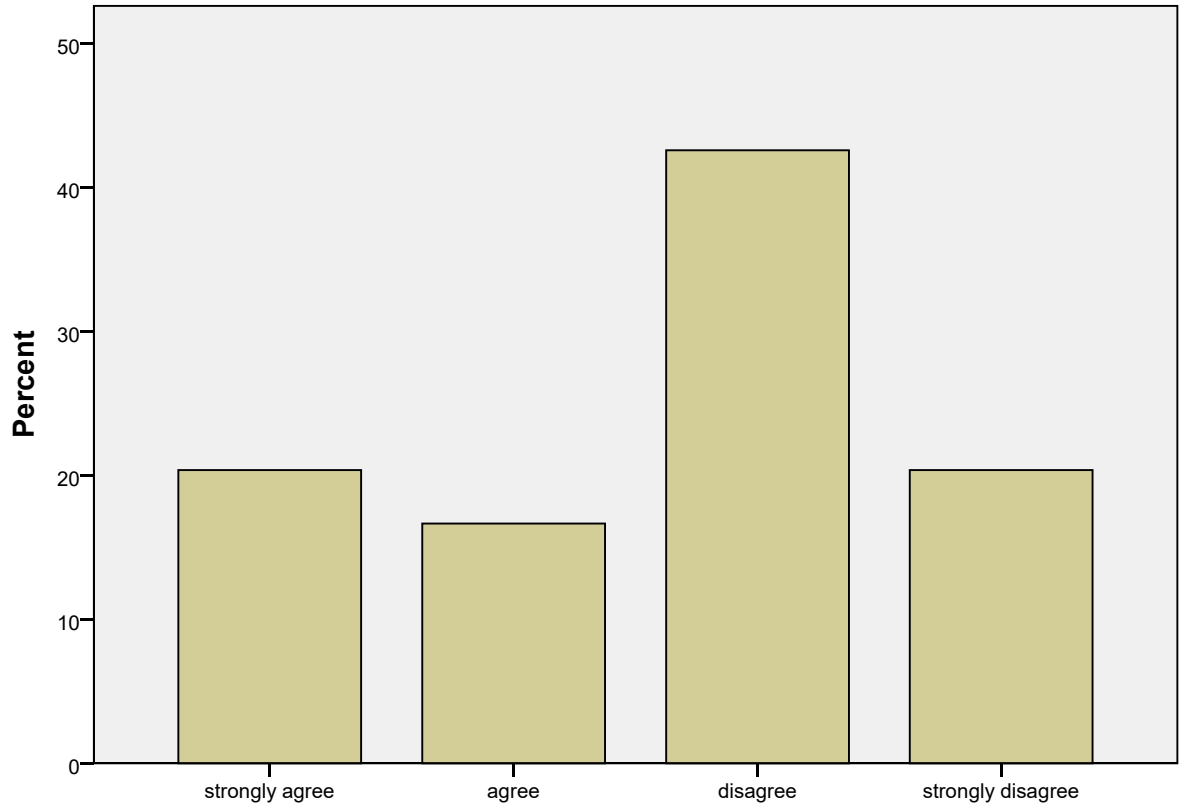


**Opinion about eLearning - eLearning should be provided in a combination of face-to-face courses and and online course.**



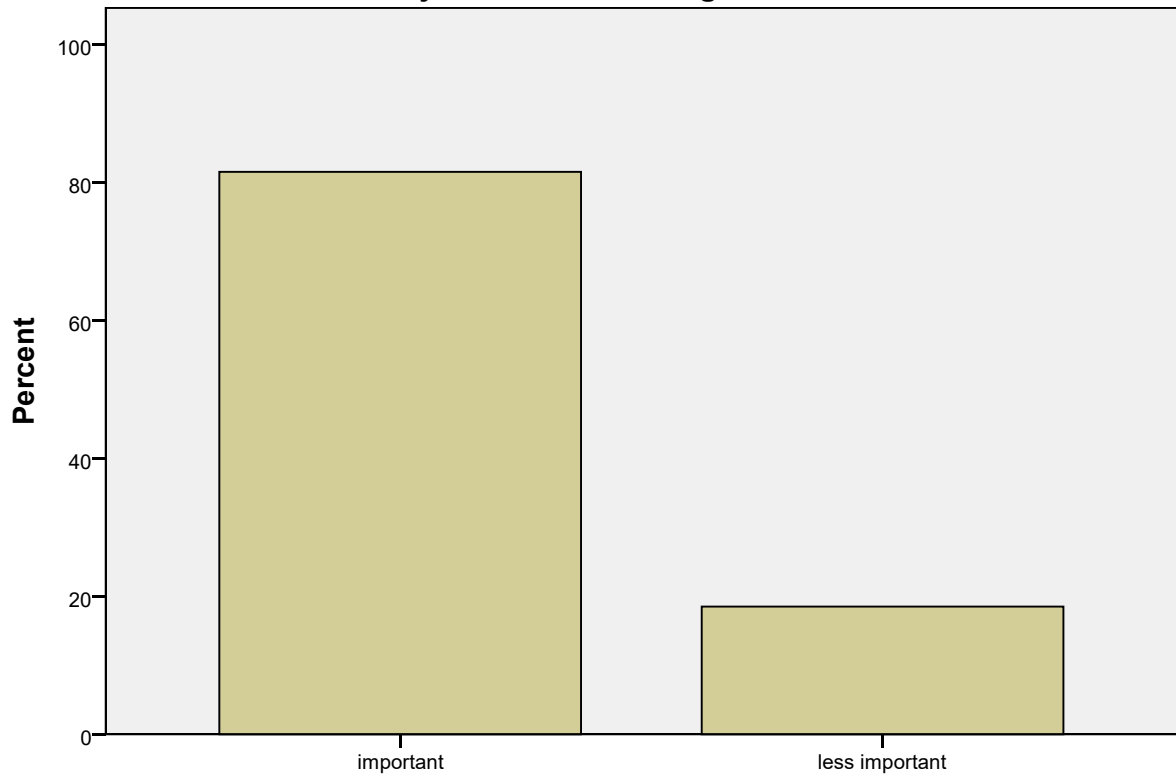
**Opinion about eLearning - eLearning should be provided in a combination of face-to-face courses and and online course.**

**Opinion about eLearning - My school encourages teachers to use eLearning.**



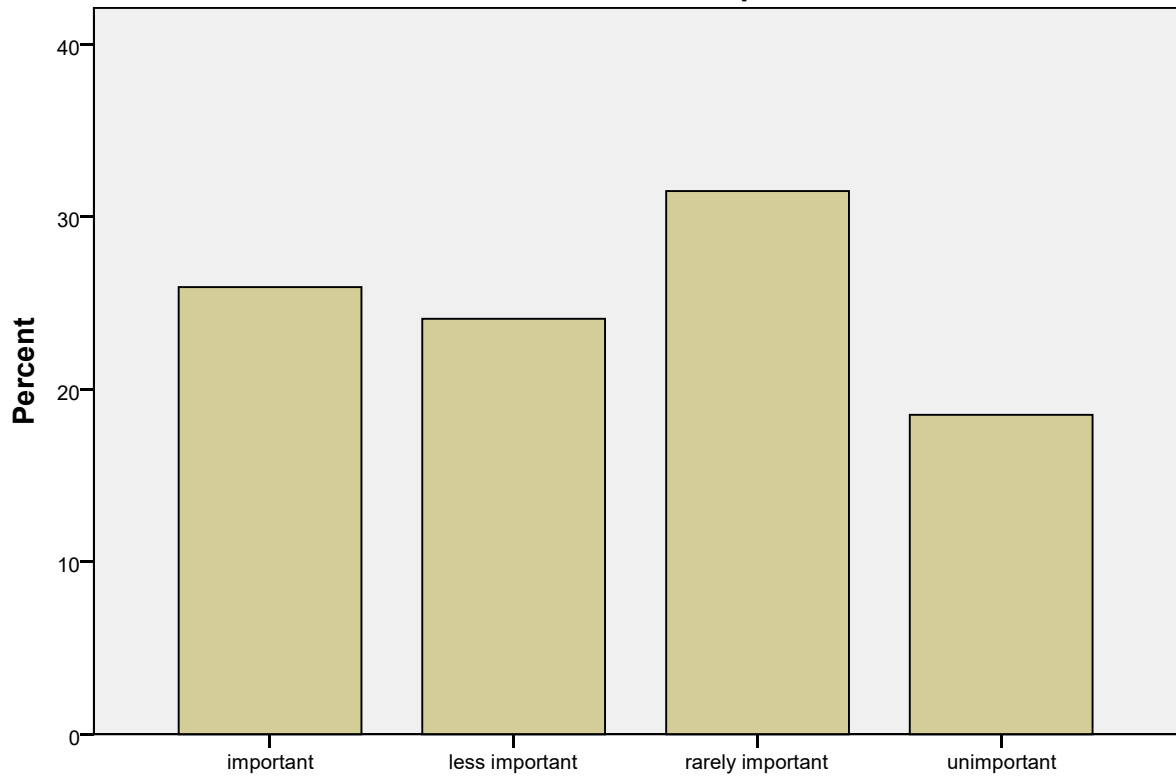
**Opinion about eLearning - My school encourages teachers to use eLearning.**

**How should eLearning be designed (base - former experiences)? - Learning objectives should be given.**



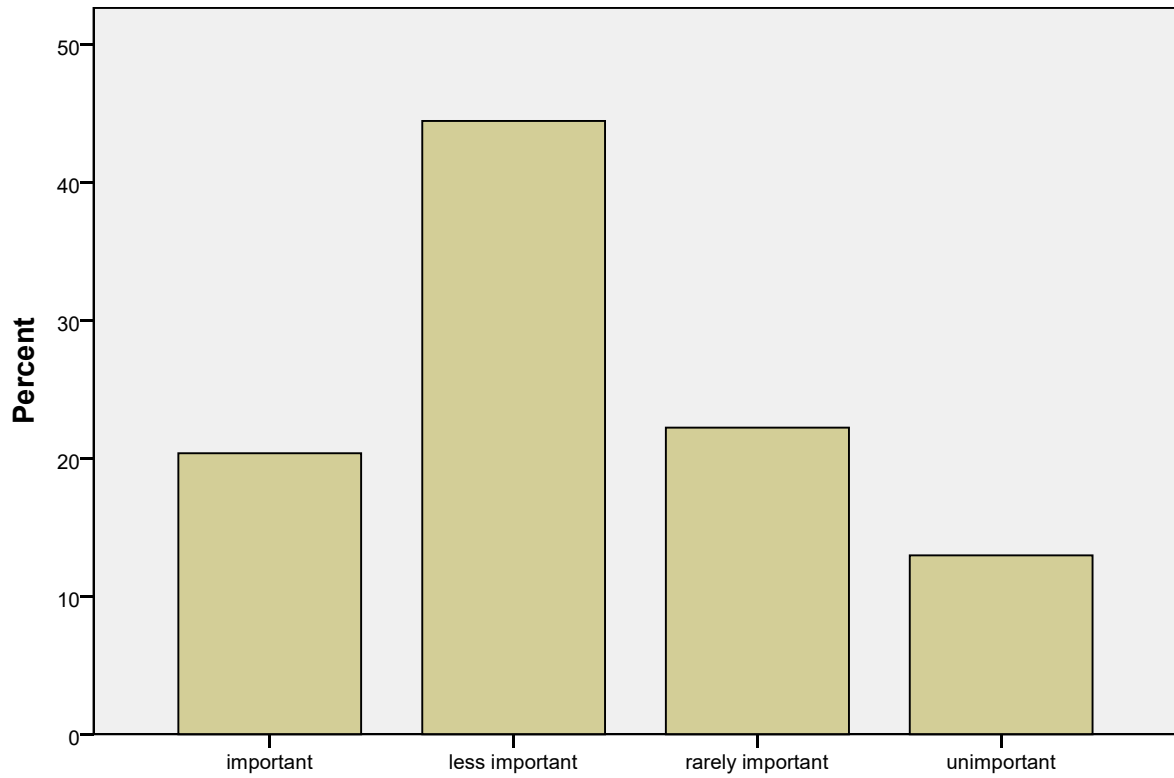
**How should eLearning be designed (base - former experiences)? - Learning objectives should be given.**

**How should eLearning be designed (base - former experiences)? - Information about the workload should be provided.**



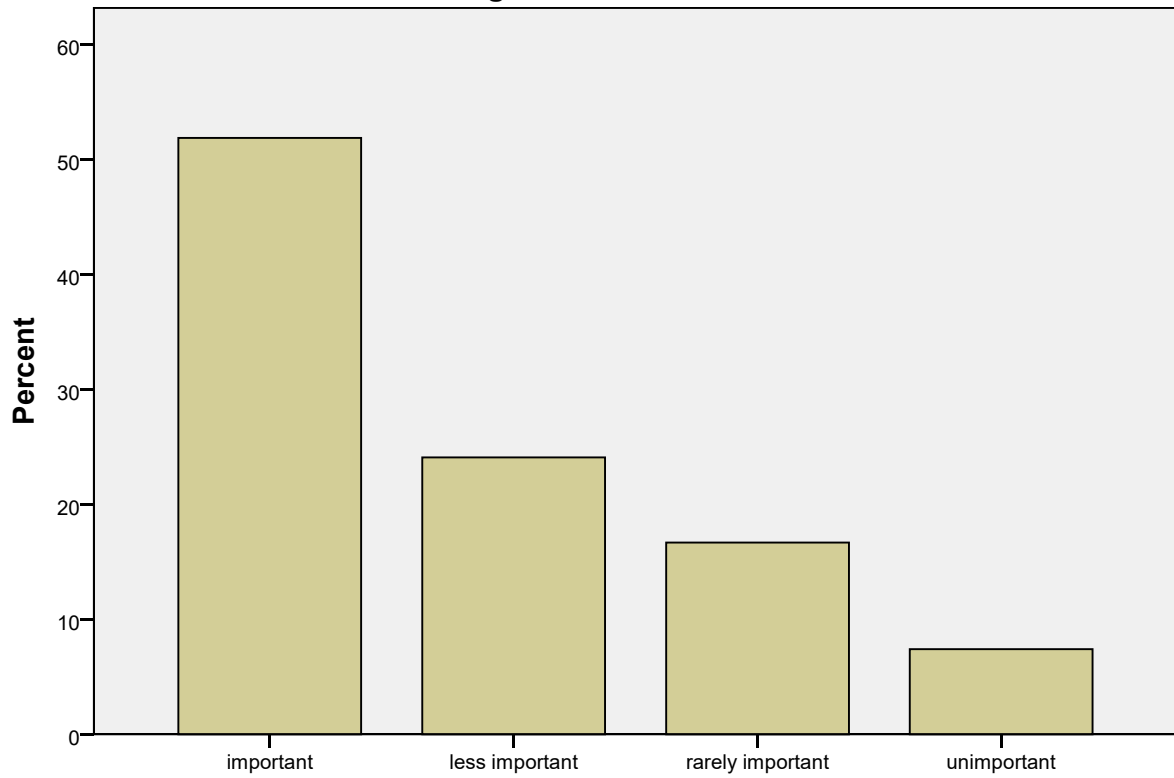
**How should eLearning be designed (base - former experiences)? - Information about the workload should be provided.**

**How should eLearning be designed (base - former experiences)? - References to further materials should be included.**



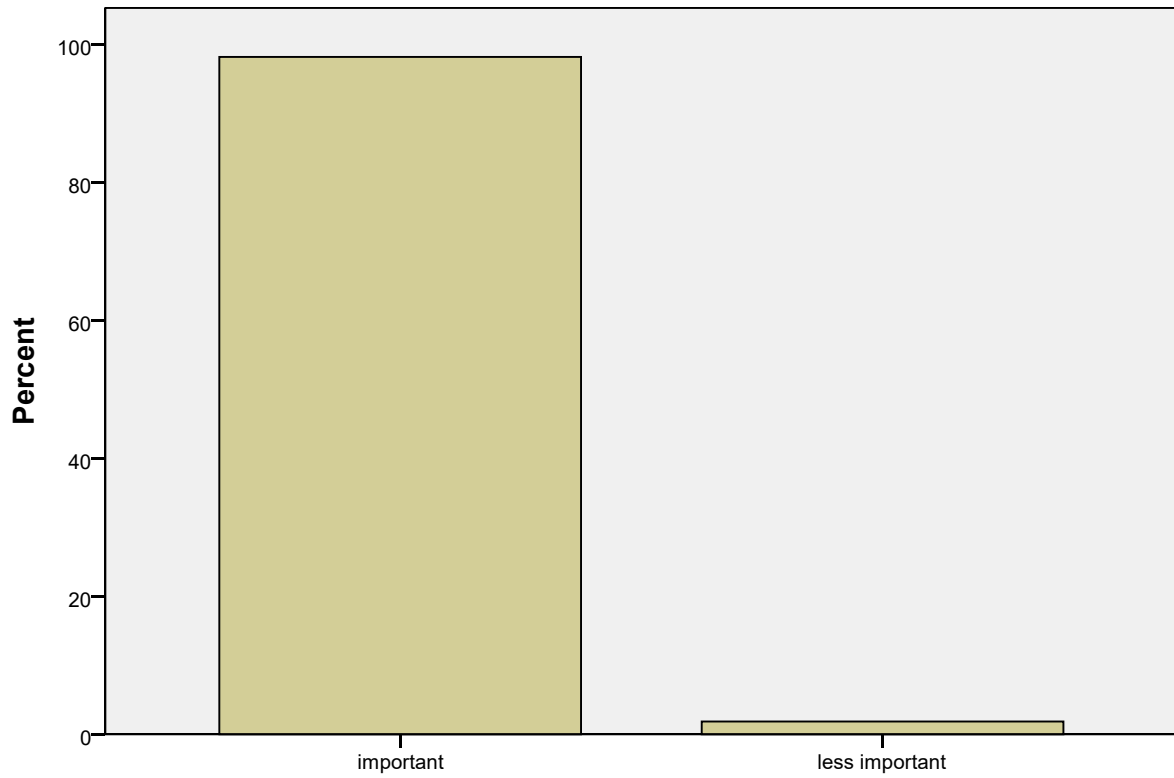
**How should eLearning be designed (base - former experiences)? - References to further materials should be included.**

**How should eLearning be designed (base - former experiences)? - The struture of the learning material should be clear.**



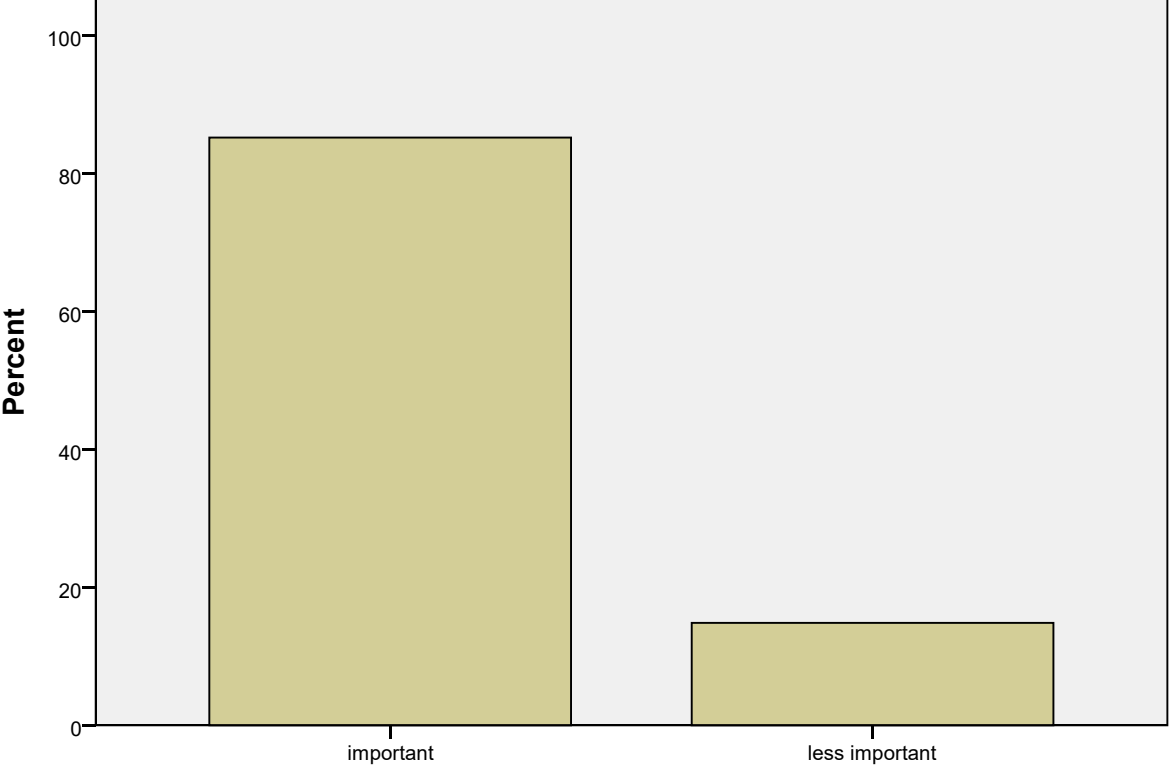
**How should eLearning be designed (base - former experiences)? - The struture of the learning material should be clear.**

**How should eLearning be designed (base - former experiences)? - The learning material has to be accurate.**



**How should eLearning be designed (base - former experiences)? - The learning material has to be accurate.**

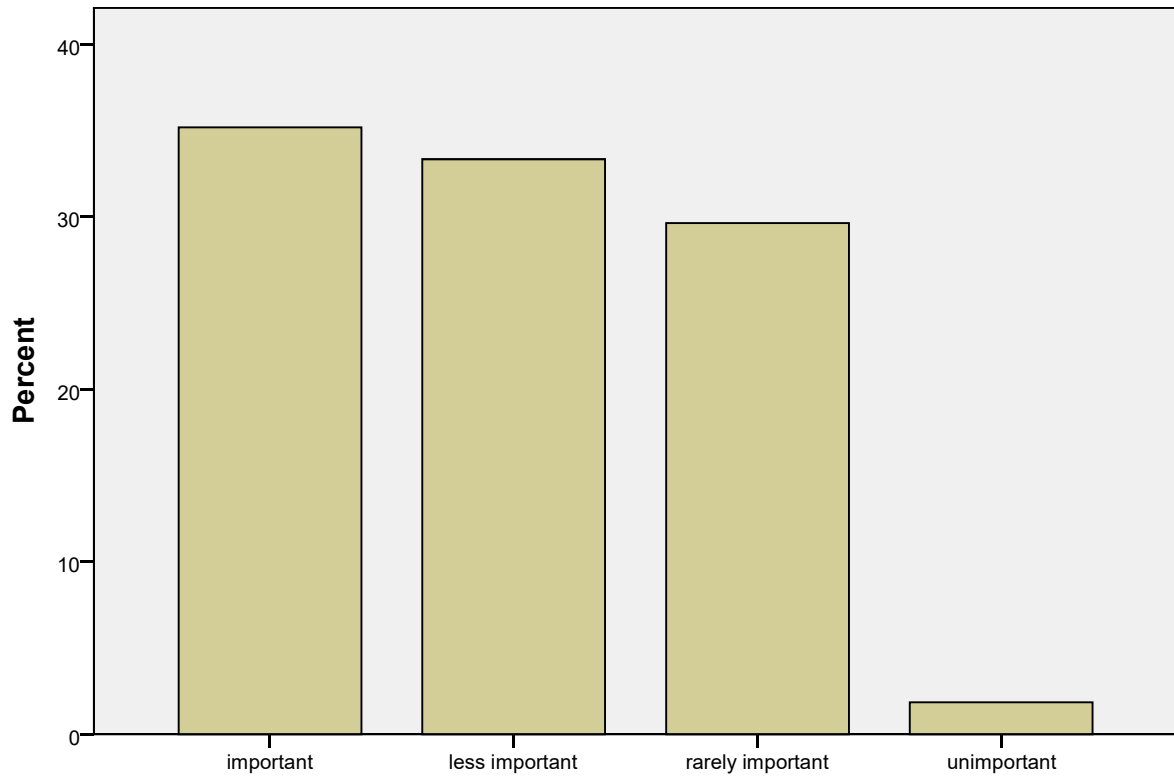
**How should eLearning be designed (base - former experiences)? - The learning material has to be interesting / motivating.**



**How should eLearning be designed (base - former experiences)? - The learning material has to be interesting / motivating.**

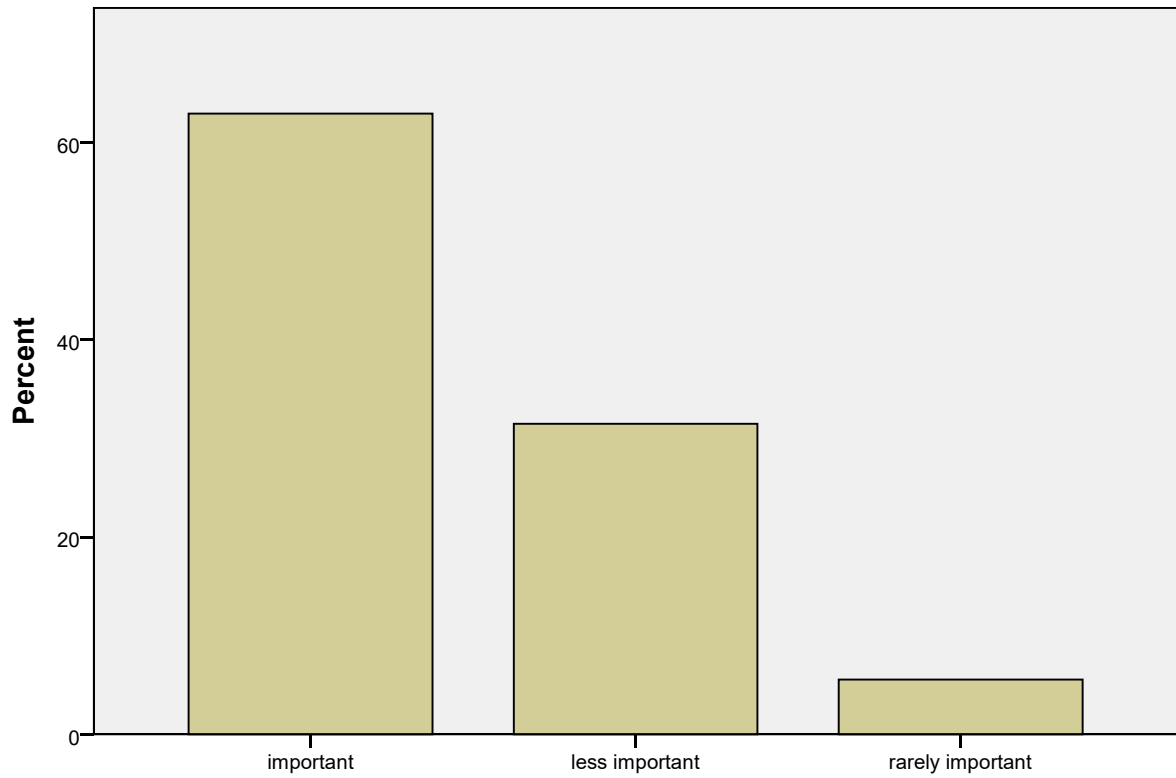


**How should eLearning be designed (base - former experiences)? - eLearning has to contain assessments.**



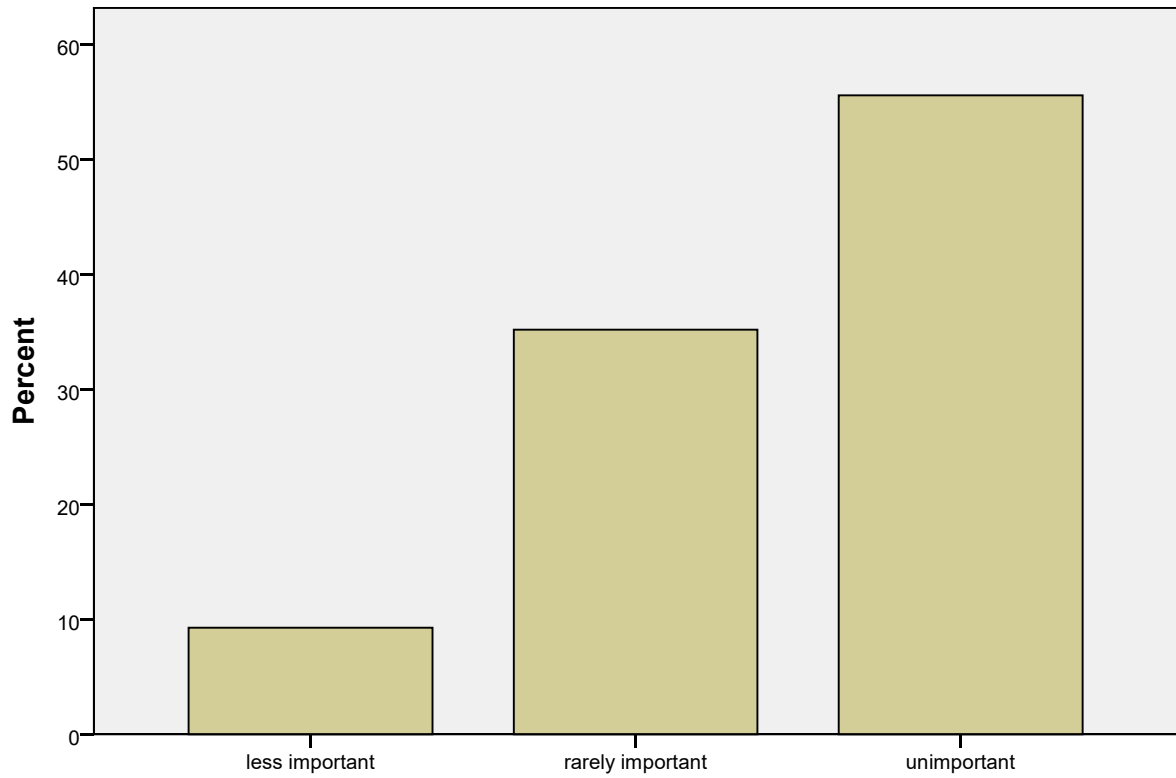
**How should eLearning be designed (base - former experiences)? - eLearning has to contain assessments.**

**How should eLearning be designed (base - former experiences)? - eLearning has to contain feedback.**



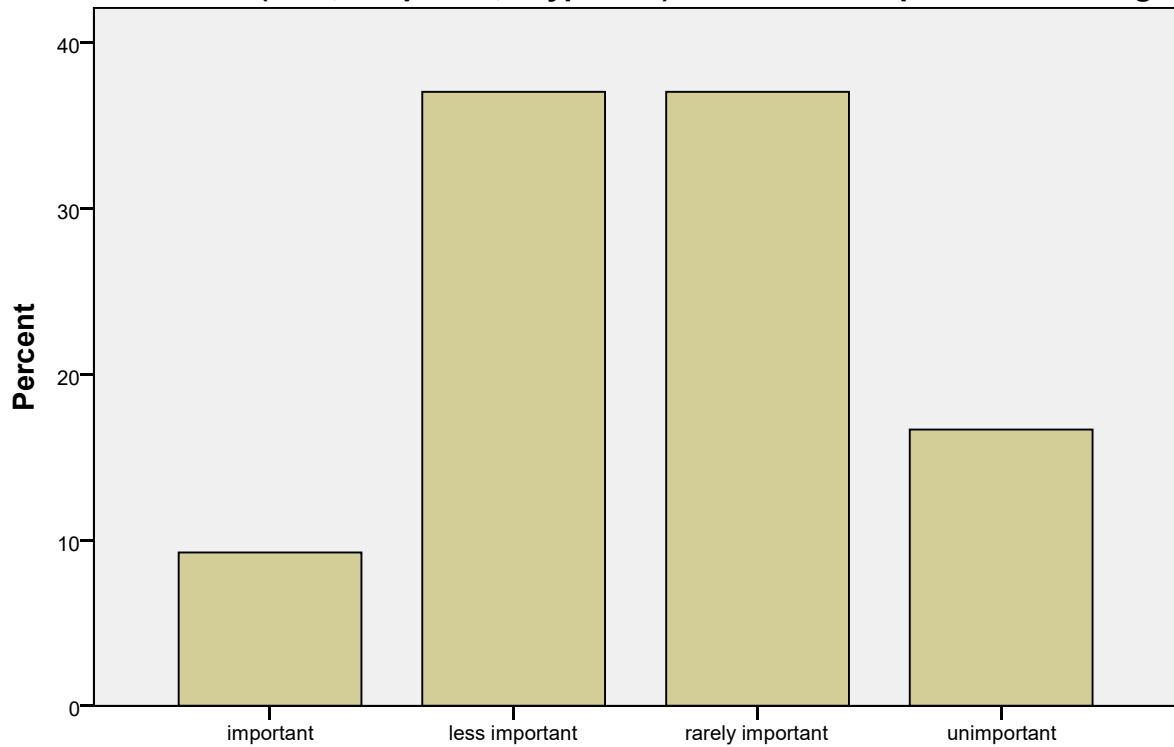
**How should eLearning be designed (base - former experiences)? - eLearning has to contain feedback.**

**How should eLearning be designed (base - former experiences)? - eLearning should include team work.**



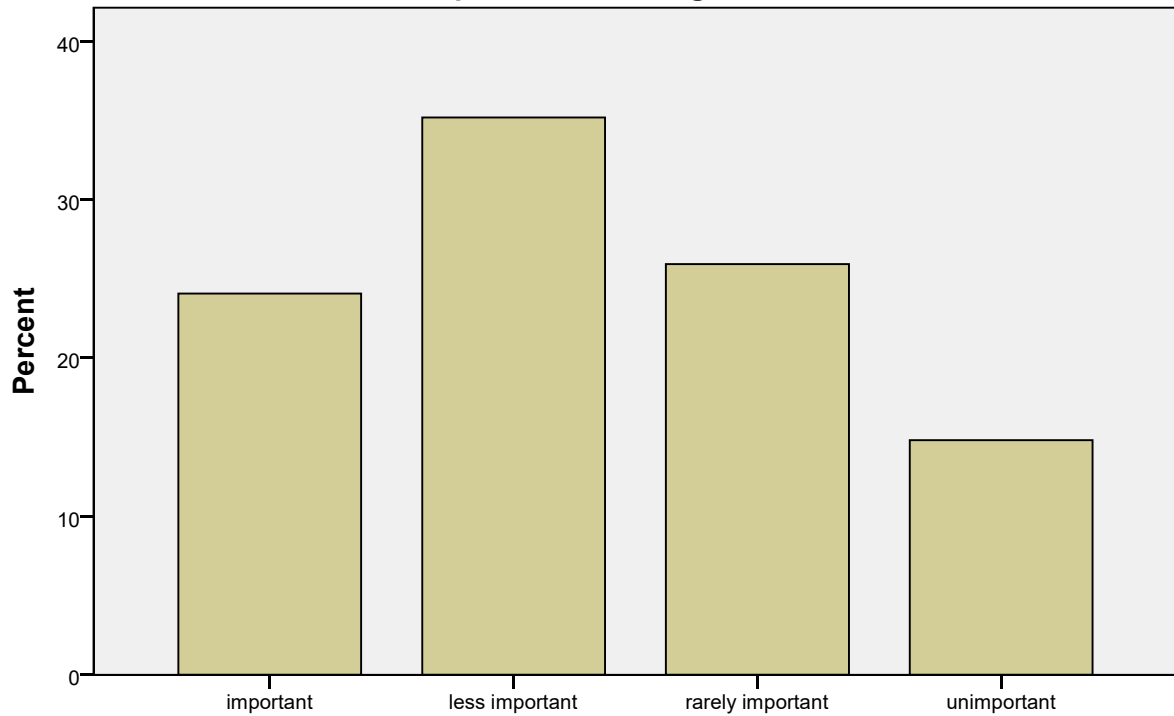
**How should eLearning be designed (base - former experiences)? - eLearning should include team work.**

**How should eLearning be designed (base - former experiences)? - Synchronous communication (chat, telephone, skype etc.) should to be a part of eLearning.**



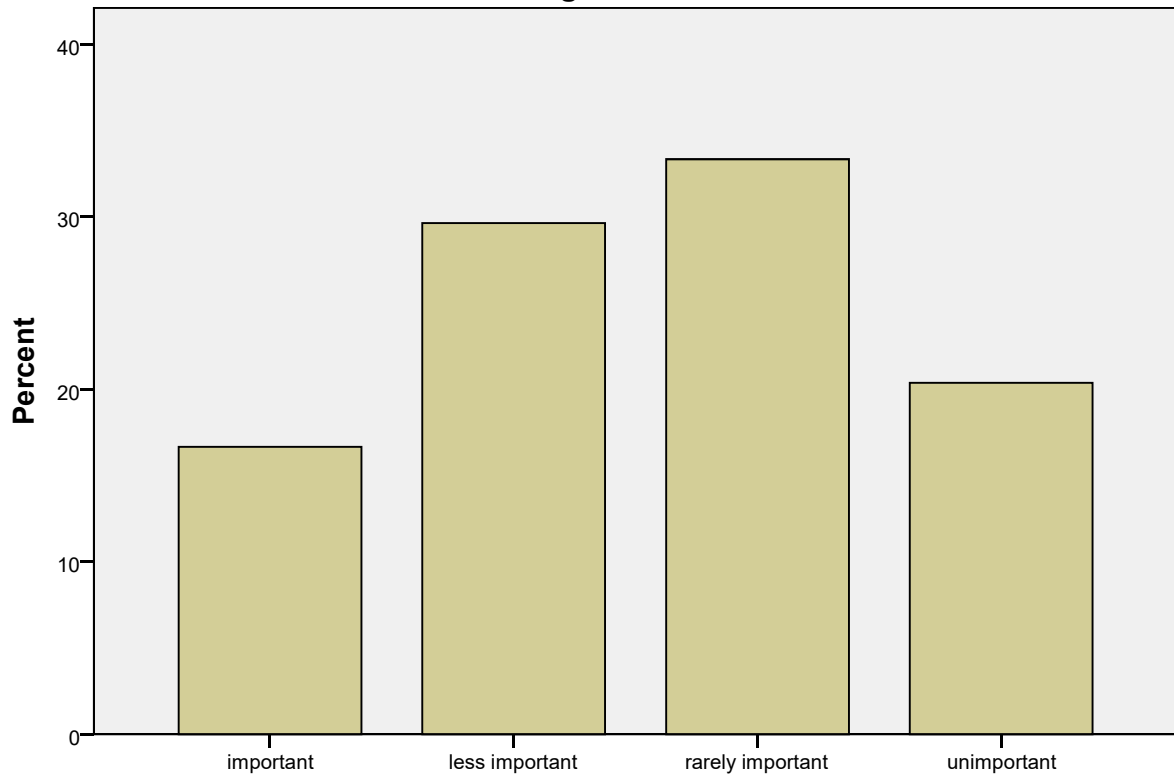
**How should eLearning be designed (base - former experiences)? - Synchronous communication (chat, telephone, skype etc.) should to be a part of eLearning.**

**How should eLearning be designed (base - former experiences)? - Asynchronous communication (email, dicussion boards etc.) should to be a part of eLearning.**



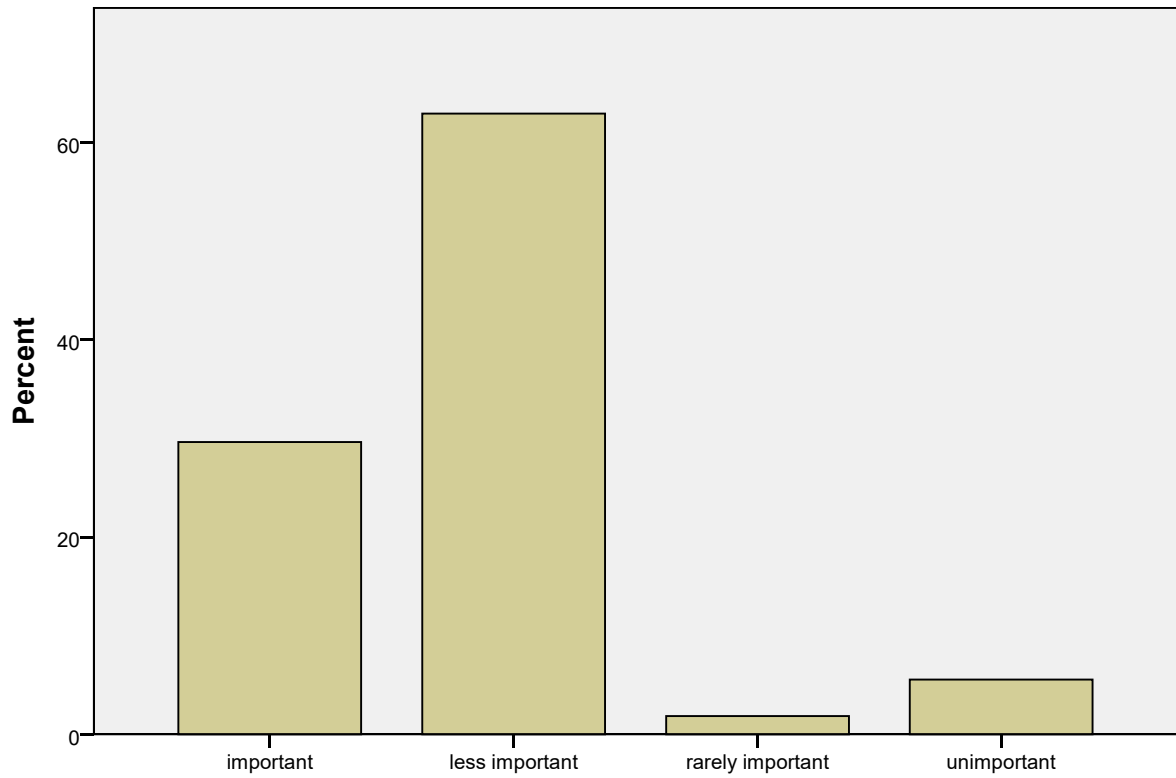
**How should eLearning be designed (base - former experiences)? - Asynchronous communication (email, dicussion boards etc.) should to be a part of eLearning.**

**How should eLearning be designed (base - former experiences)? - eLearning should encourage communication.**



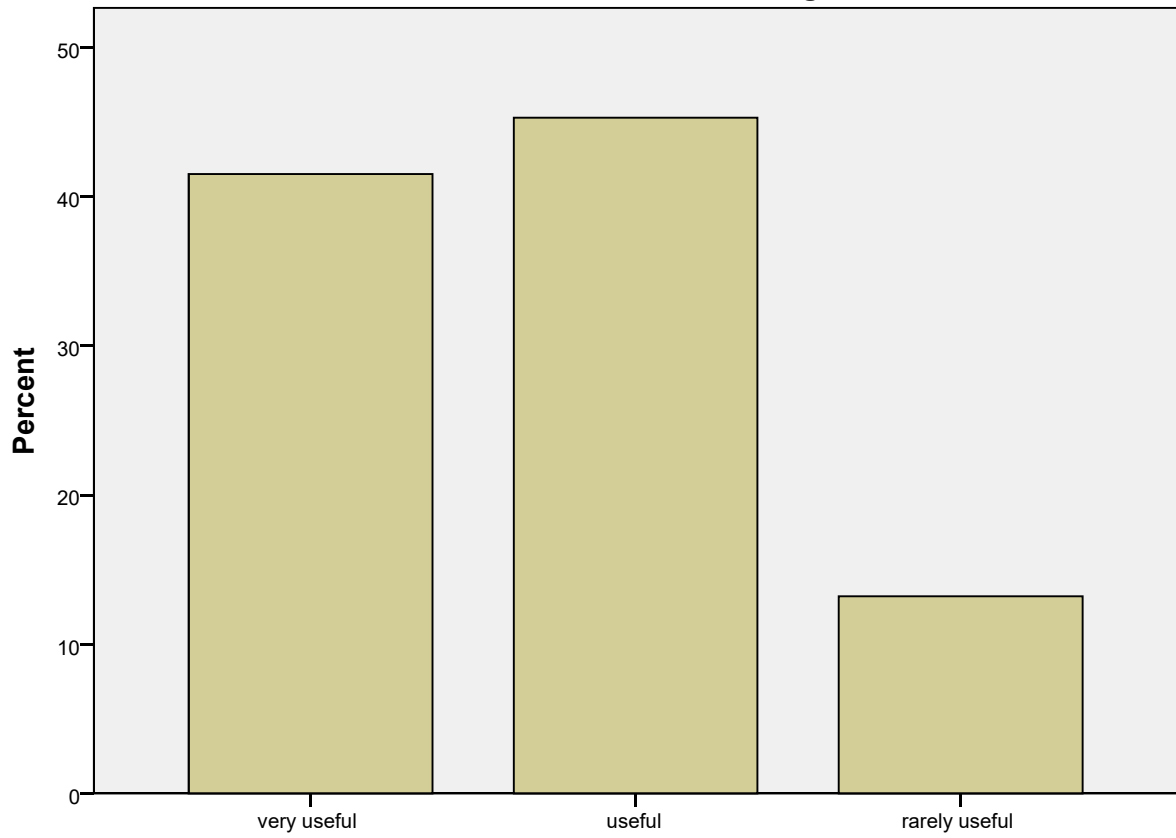
**How should eLearning be designed (base - former experiences)? - eLearning should encourage communication.**

**How should eLearning be designed (base - former experiences)? - eLearning should include internet links to additional content.**



**How should eLearning be designed (base - former experiences)? - eLearning should include internet links to additional content.**

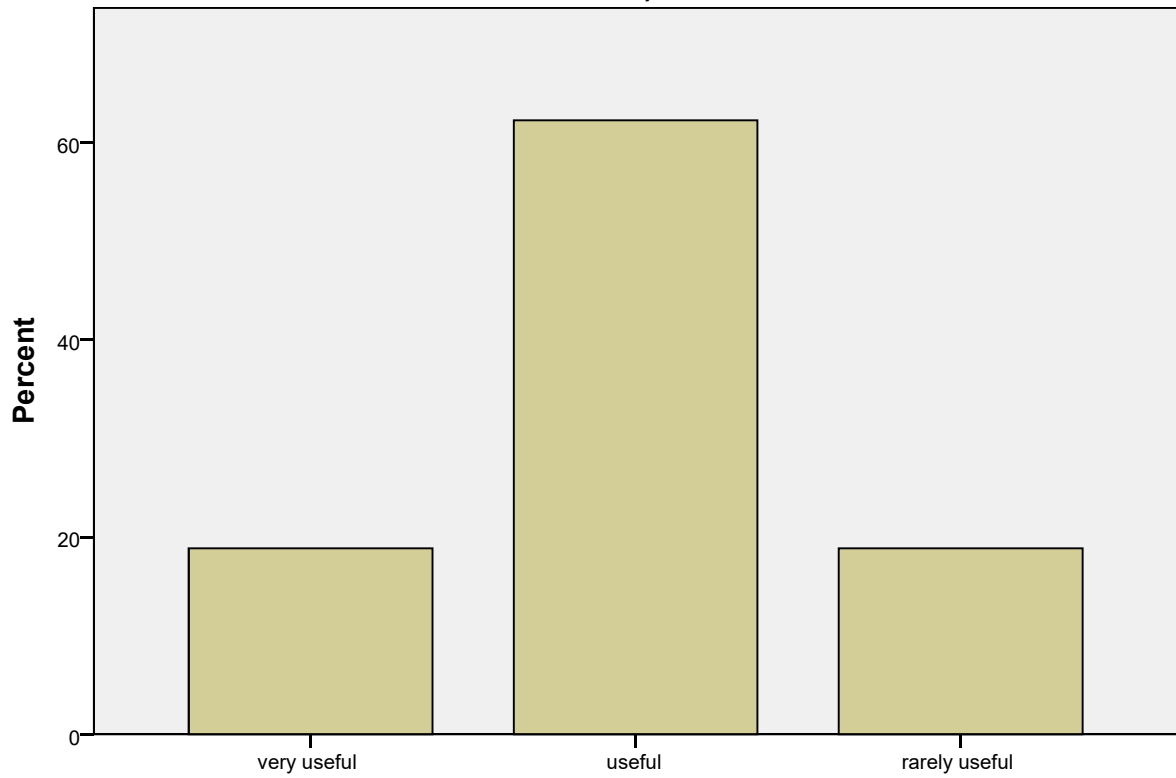
### Usefulness - How useful are e-learning tools?



Usefulness - How useful are e-learning tools?

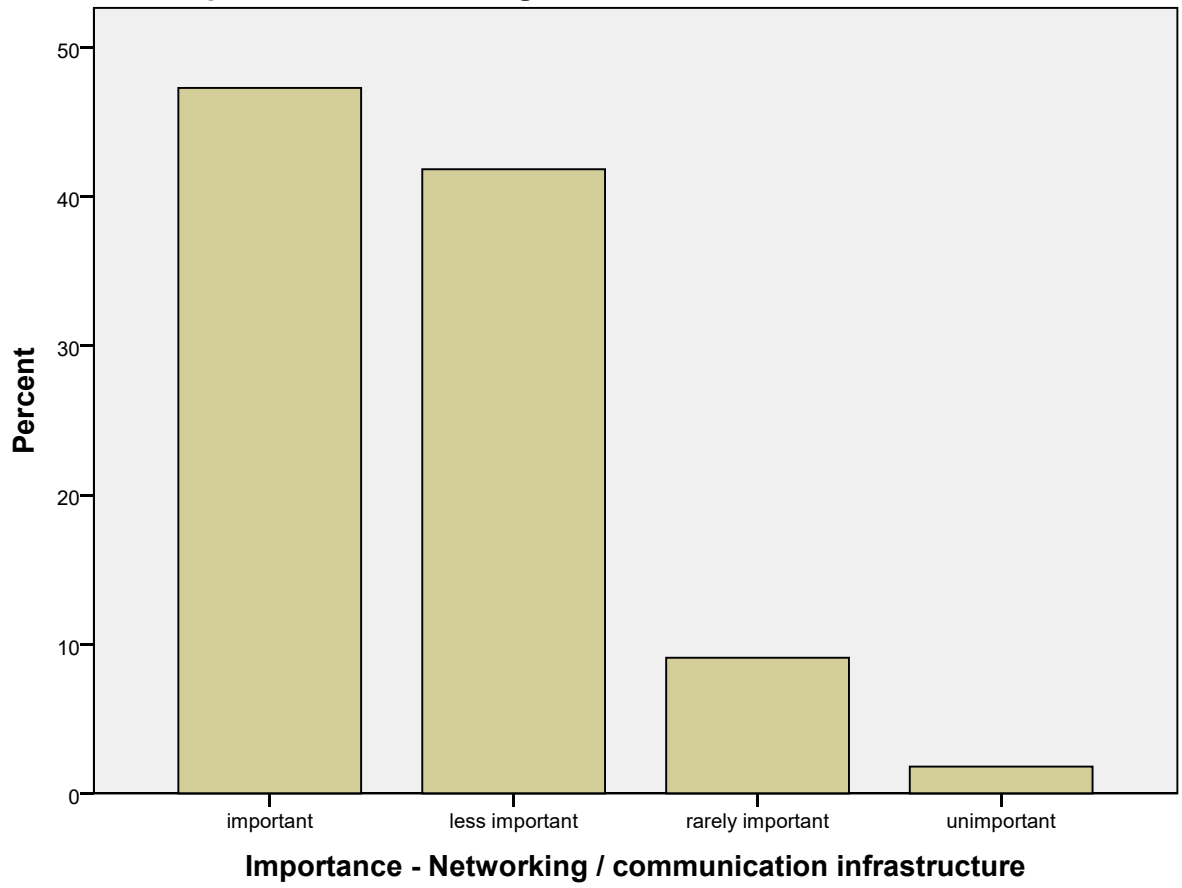


**Usefulness - How useful are free online didactical material (open educational resources)?**

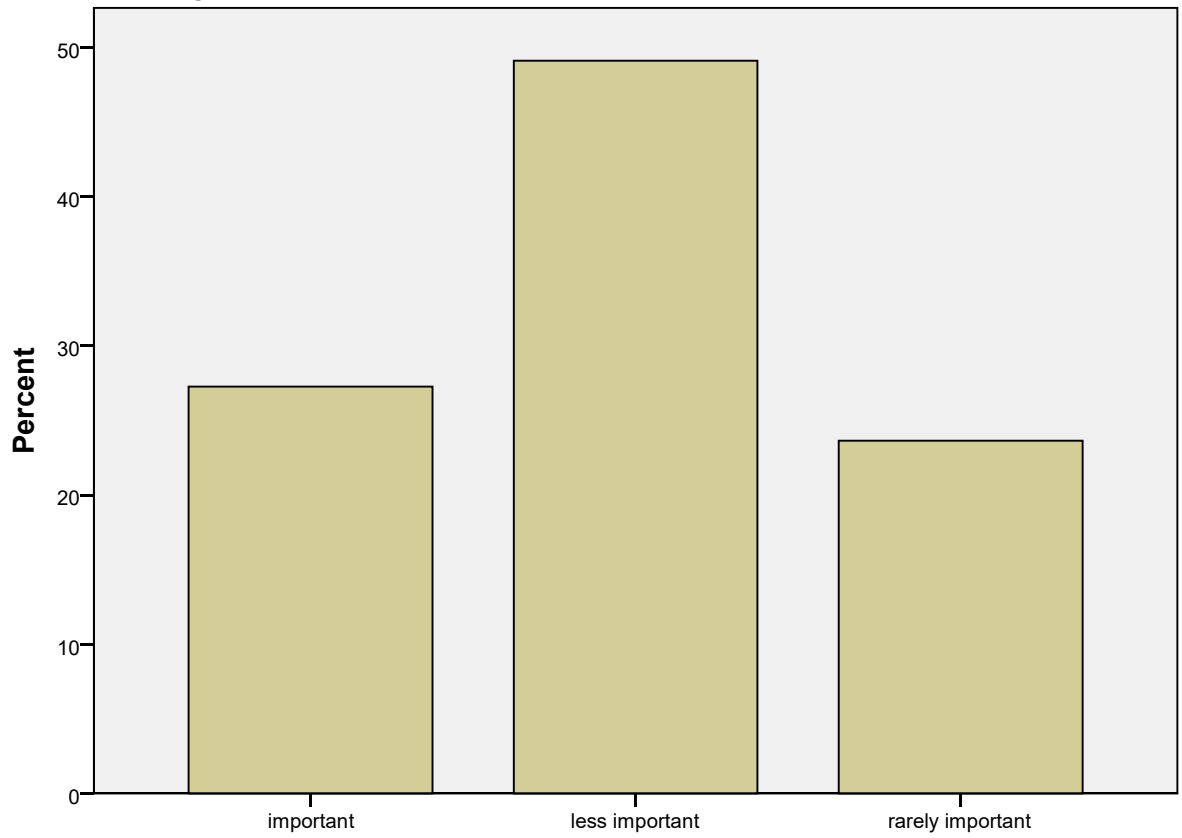


**Usefulness - How useful are free online didactical material (open educational resources)?**

**Importance - Networking / communication infrastructure**

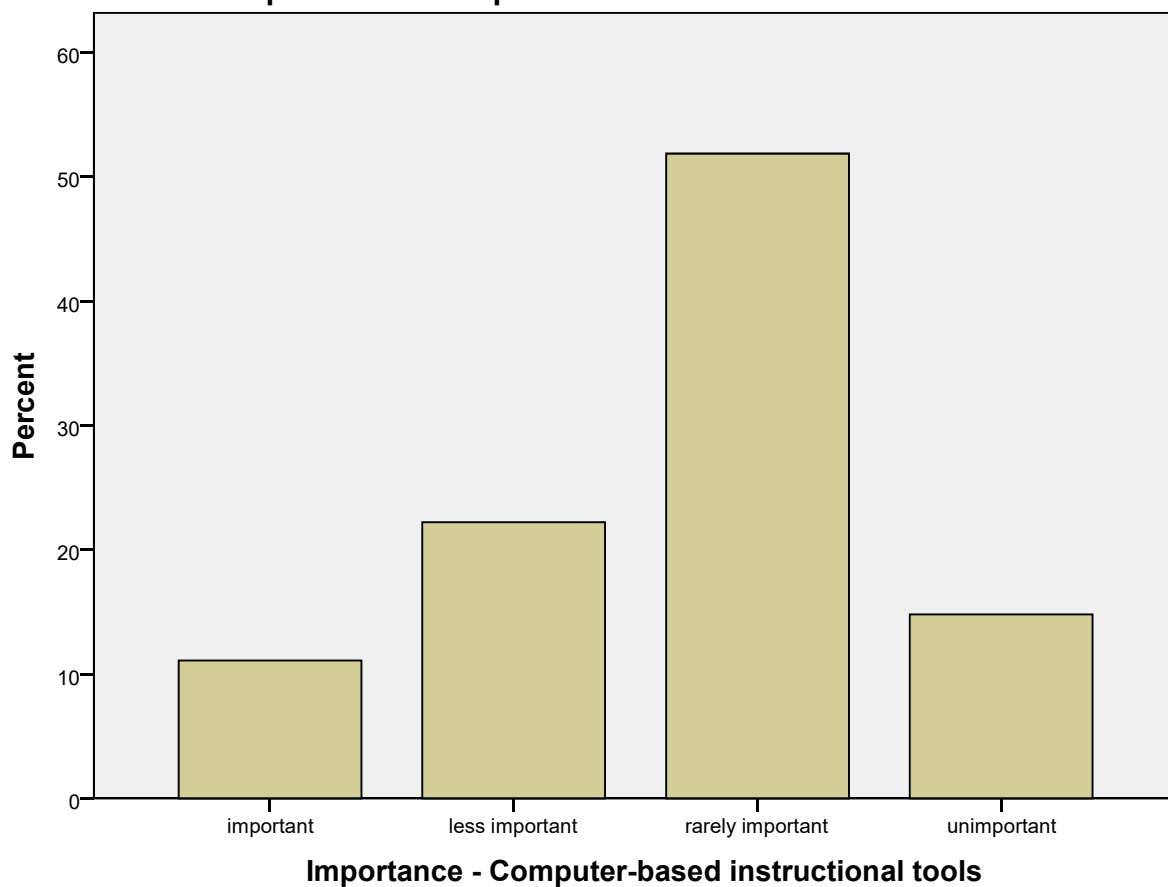


**Importance - Smart classrooms / classroom modifications**

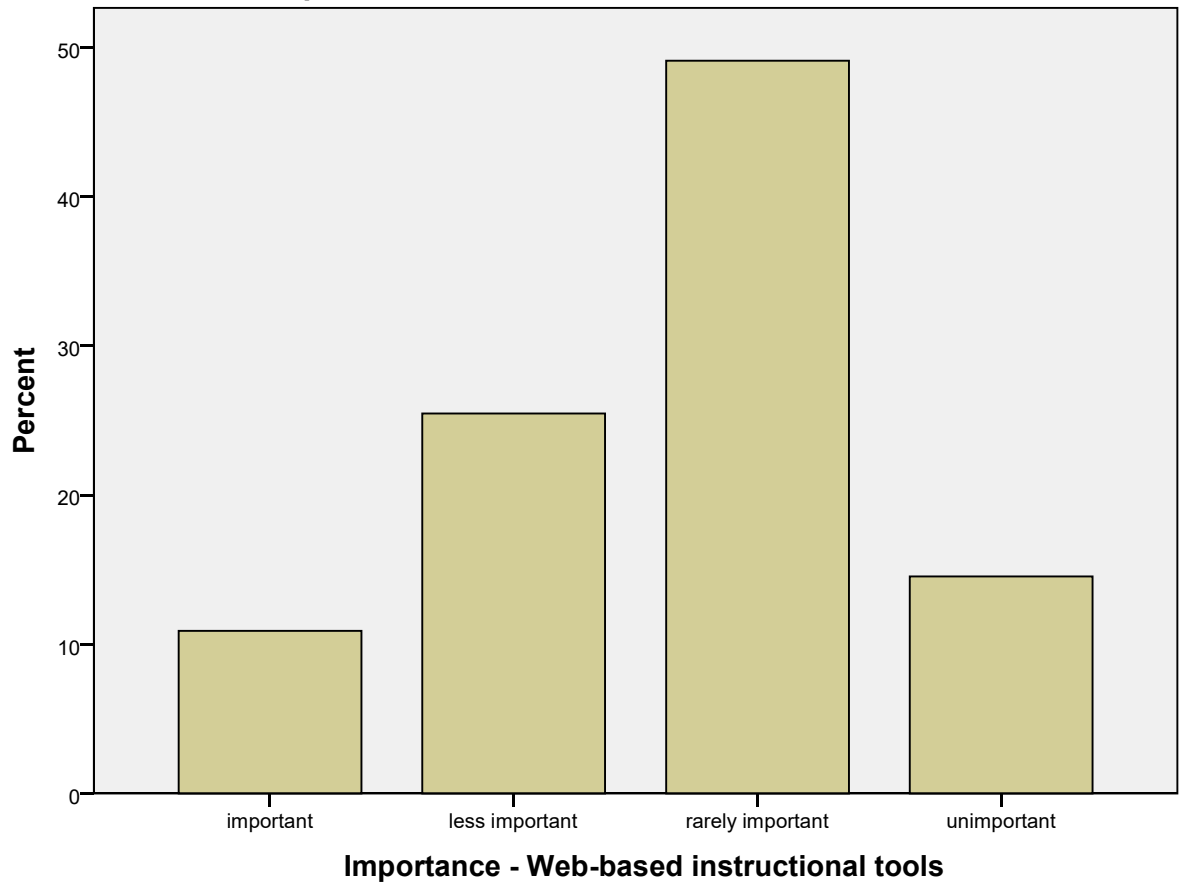


**Importance - Smart classrooms / classroom modifications**

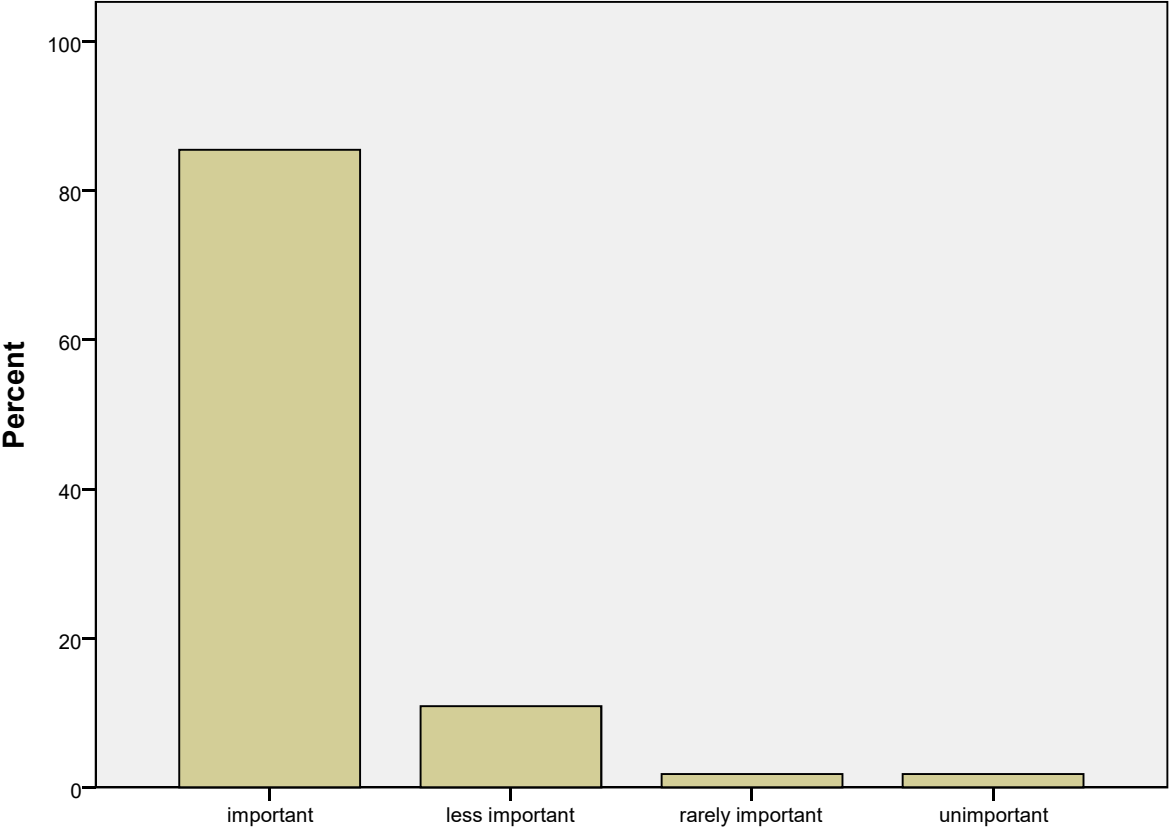
### Importance - Computer-based instructional tools



**Importance - Web-based instructional tools**

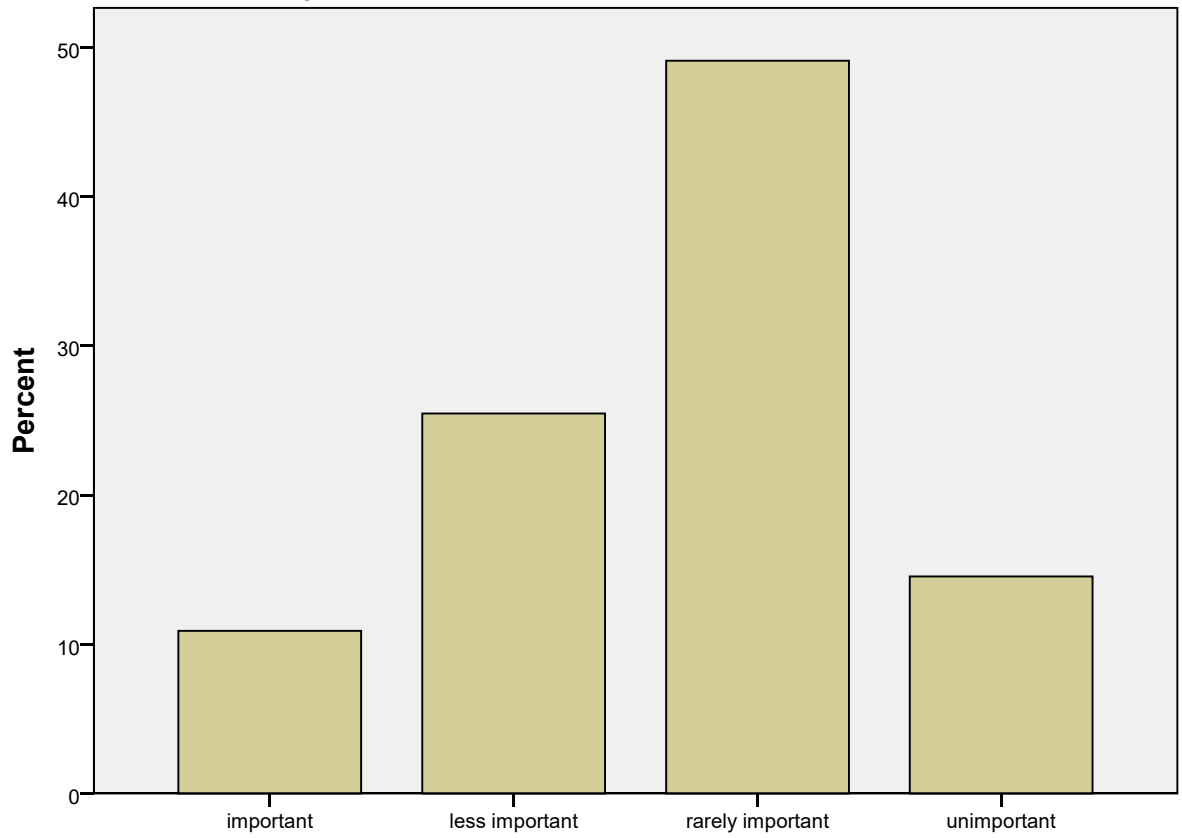


**Importance - Hardware support in the classroom**

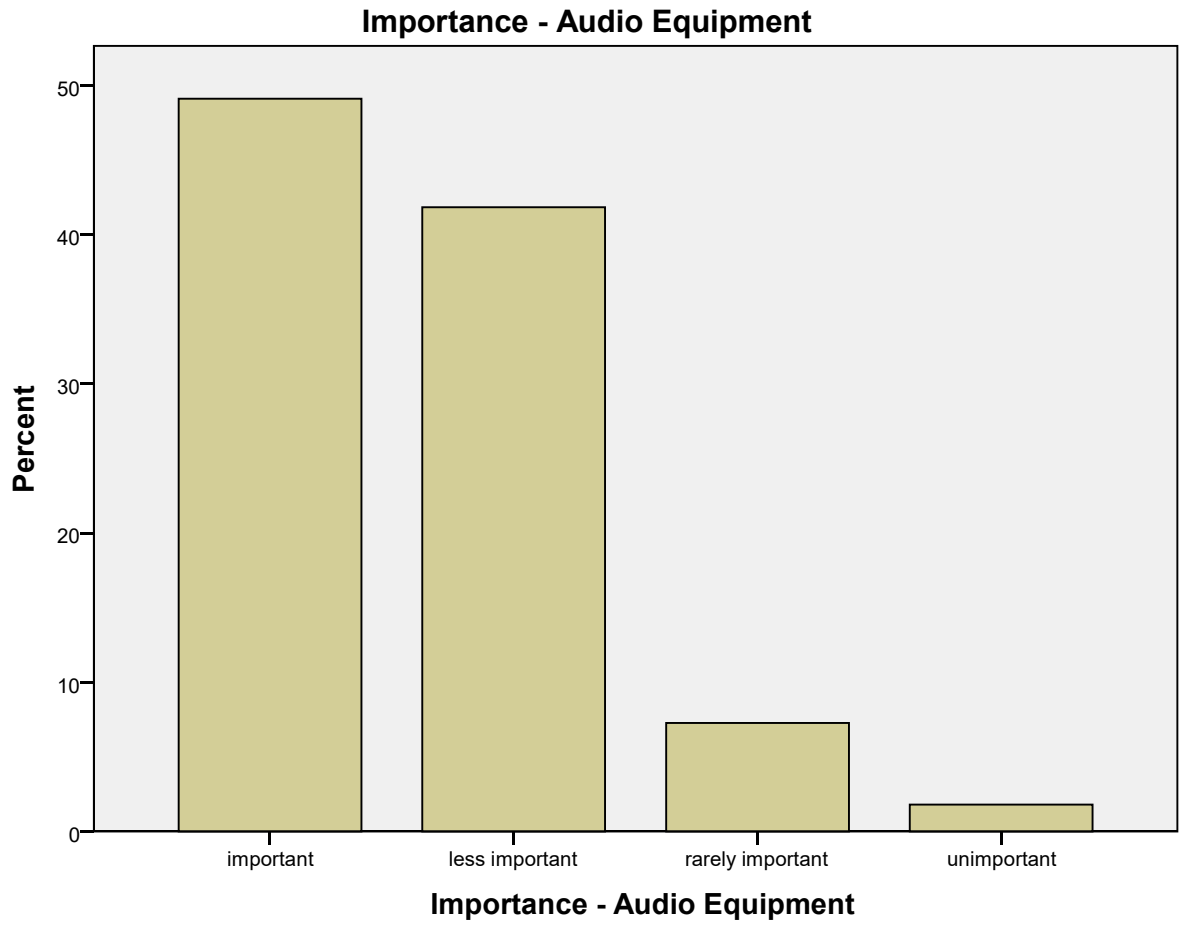


**Importance - Hardware support in the classroom**

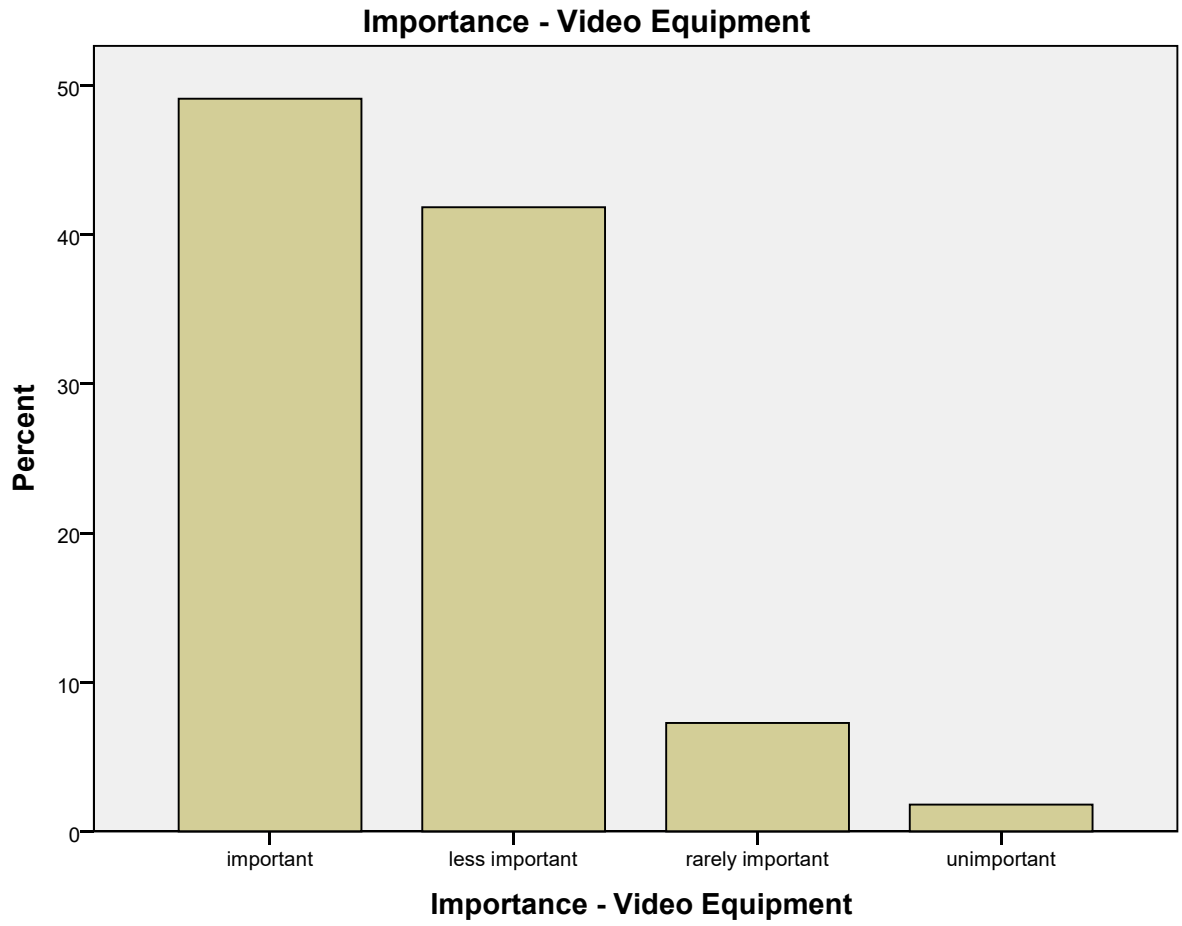
**Importance - Web-based instructional tools**

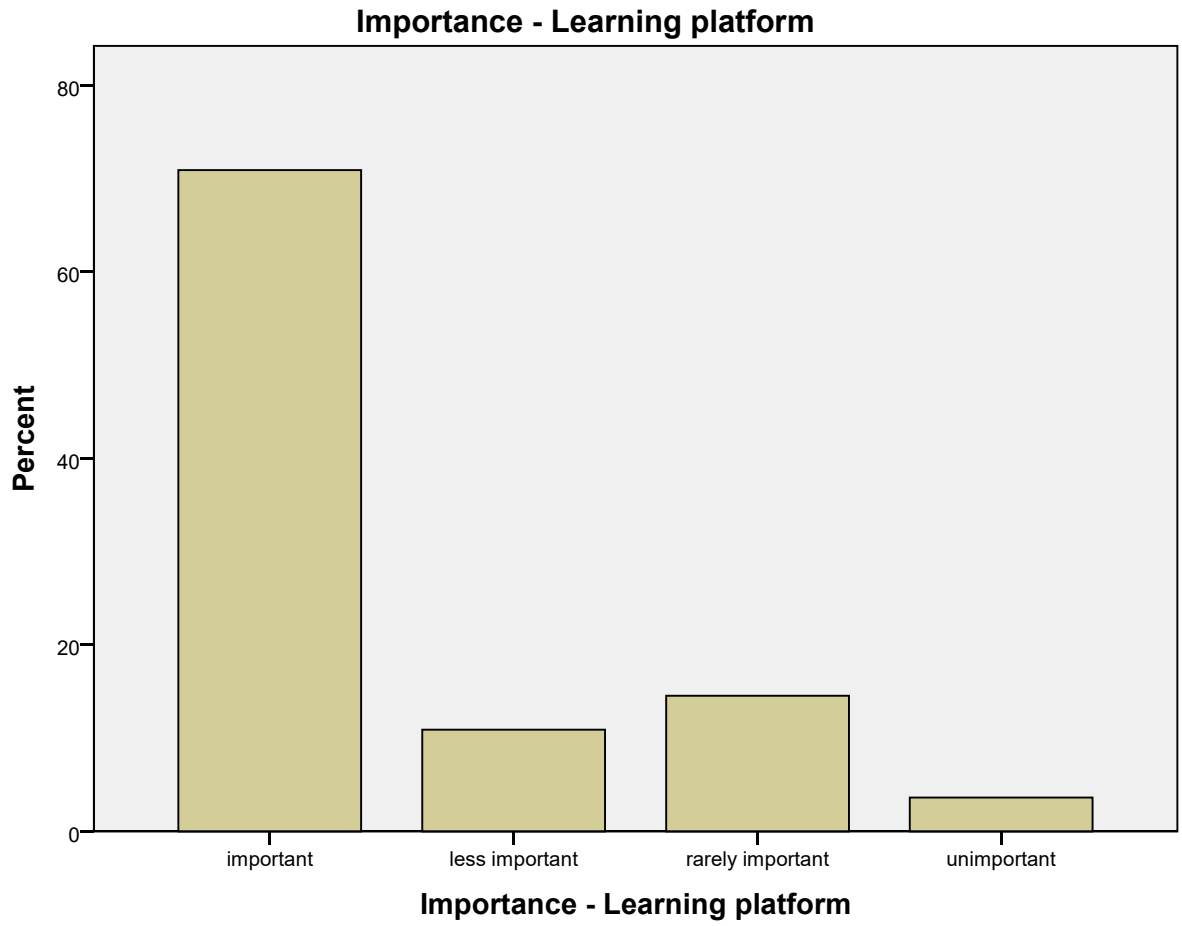


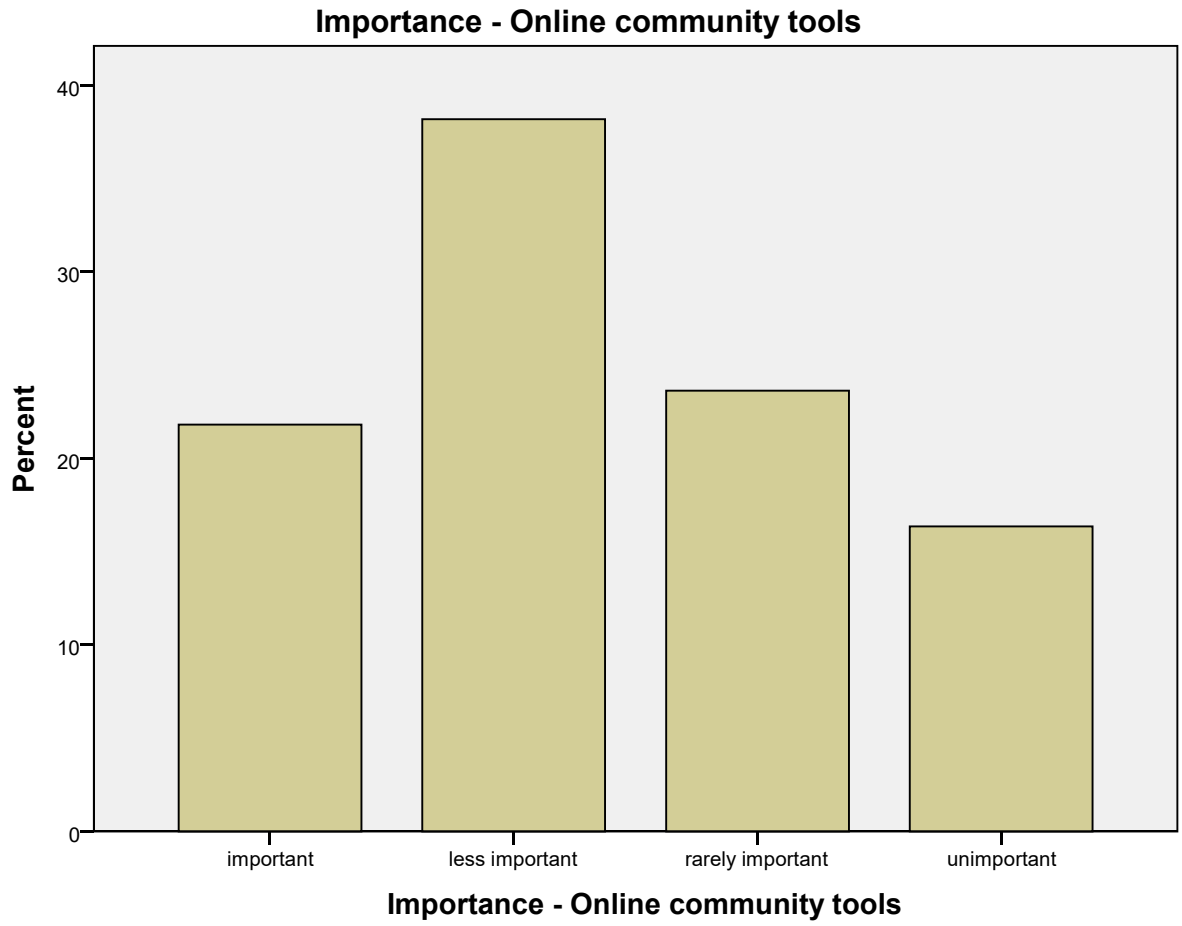
**Importance - Web-based instructional tools**



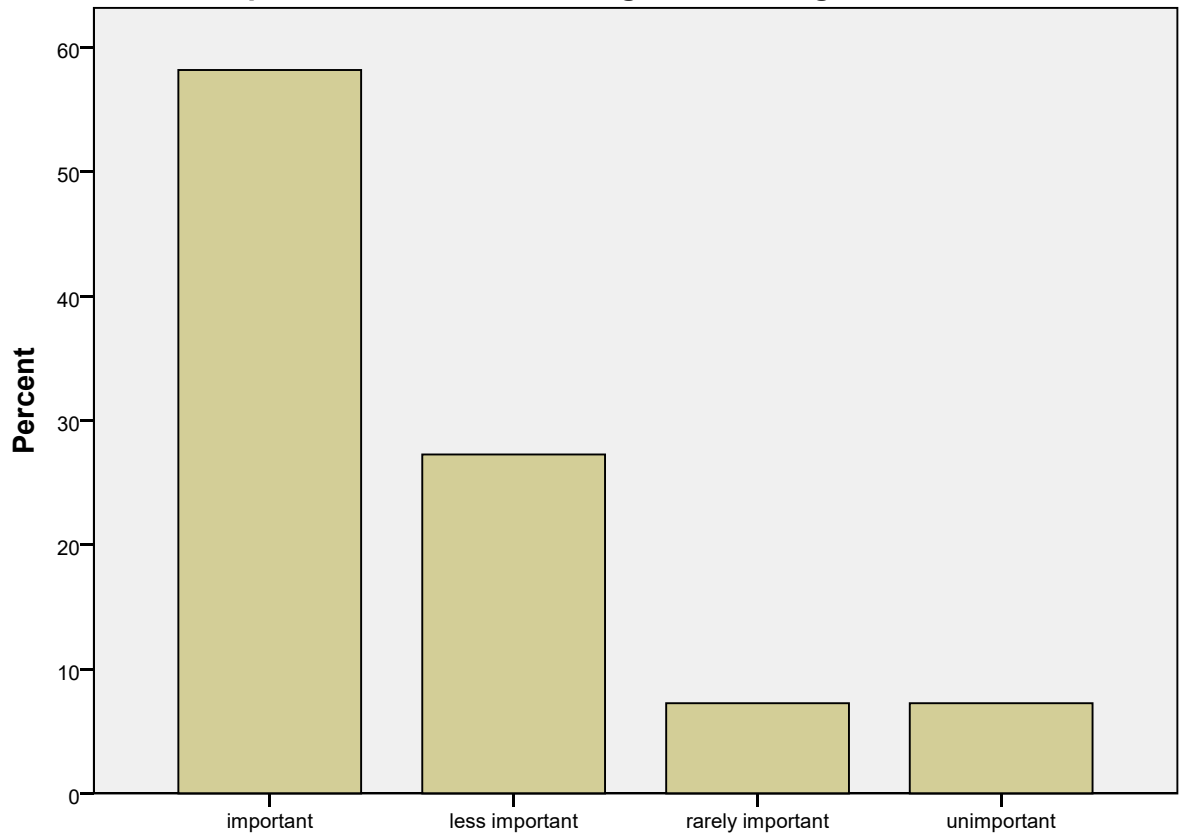






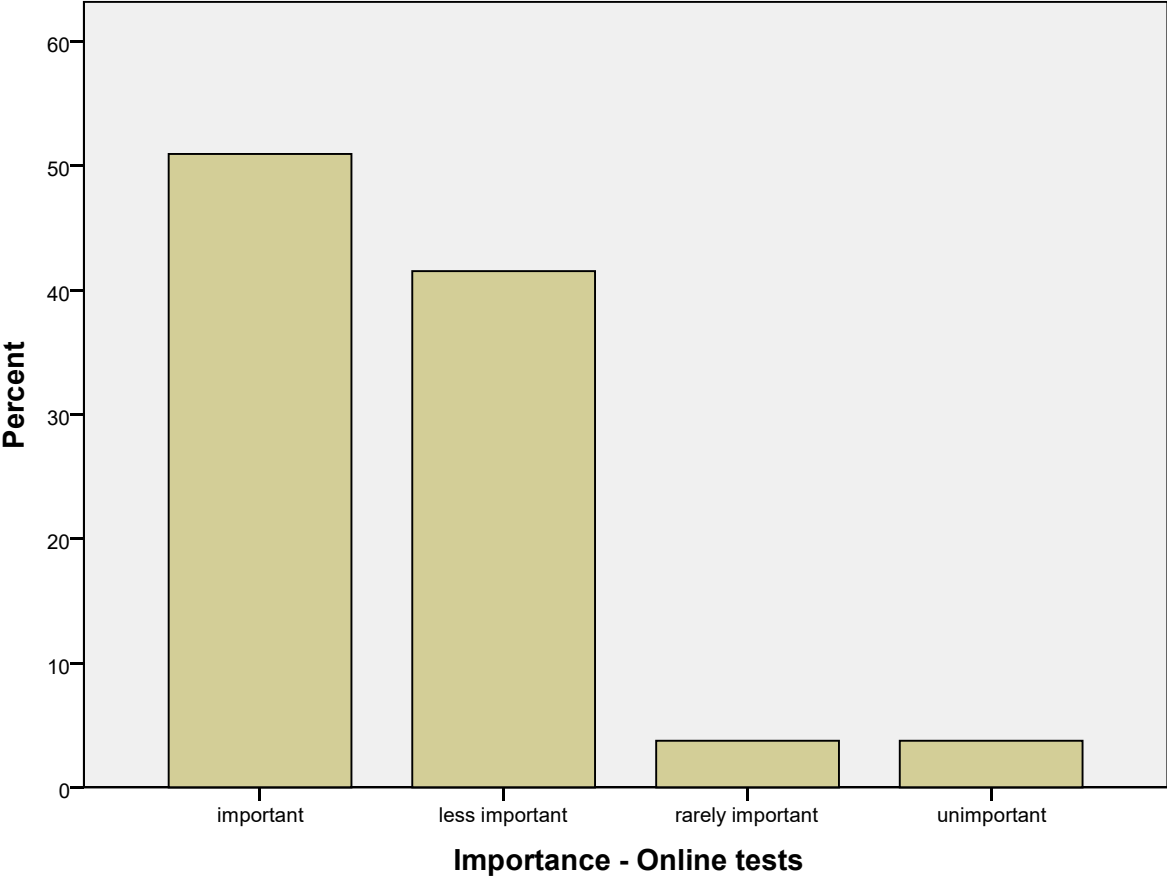


**Importance - Online teaching and learning material**



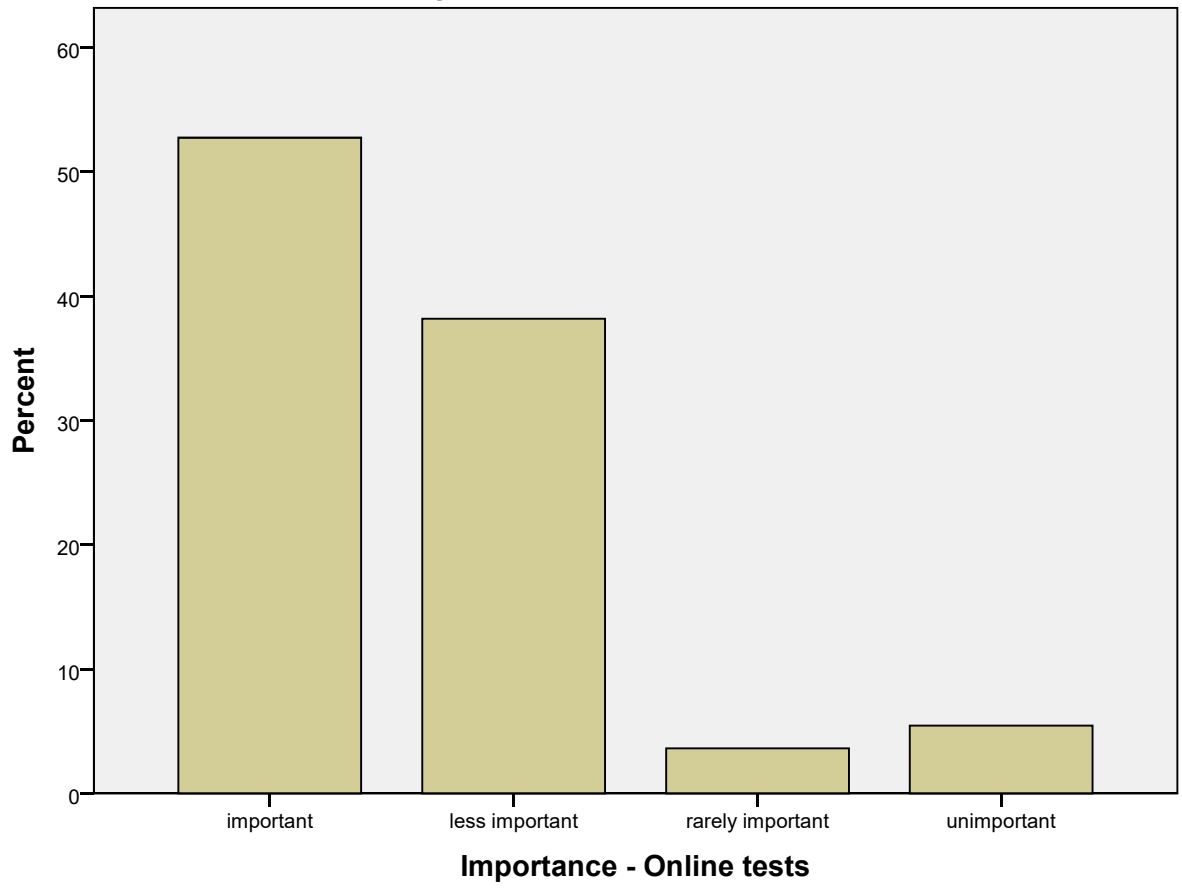
**Importance - Online teaching and learning material**

**Importance - Online tests**

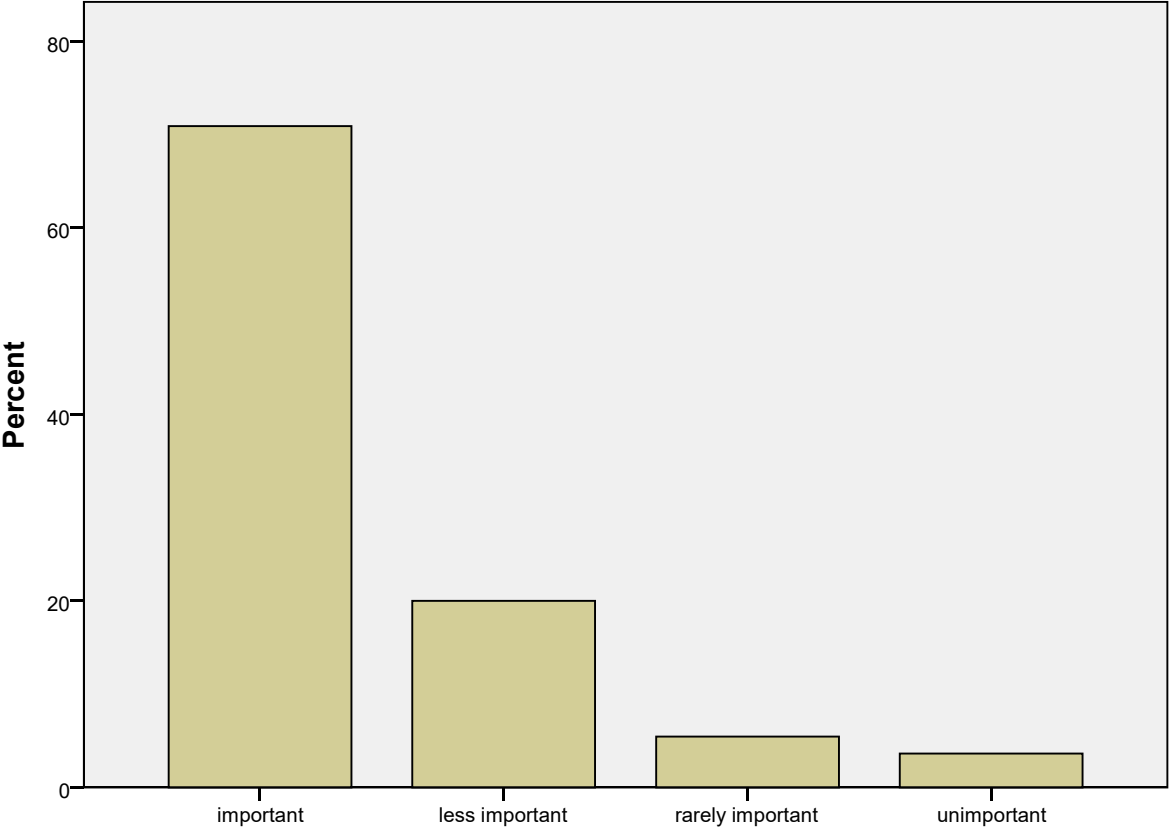




**Importance - Online tests**



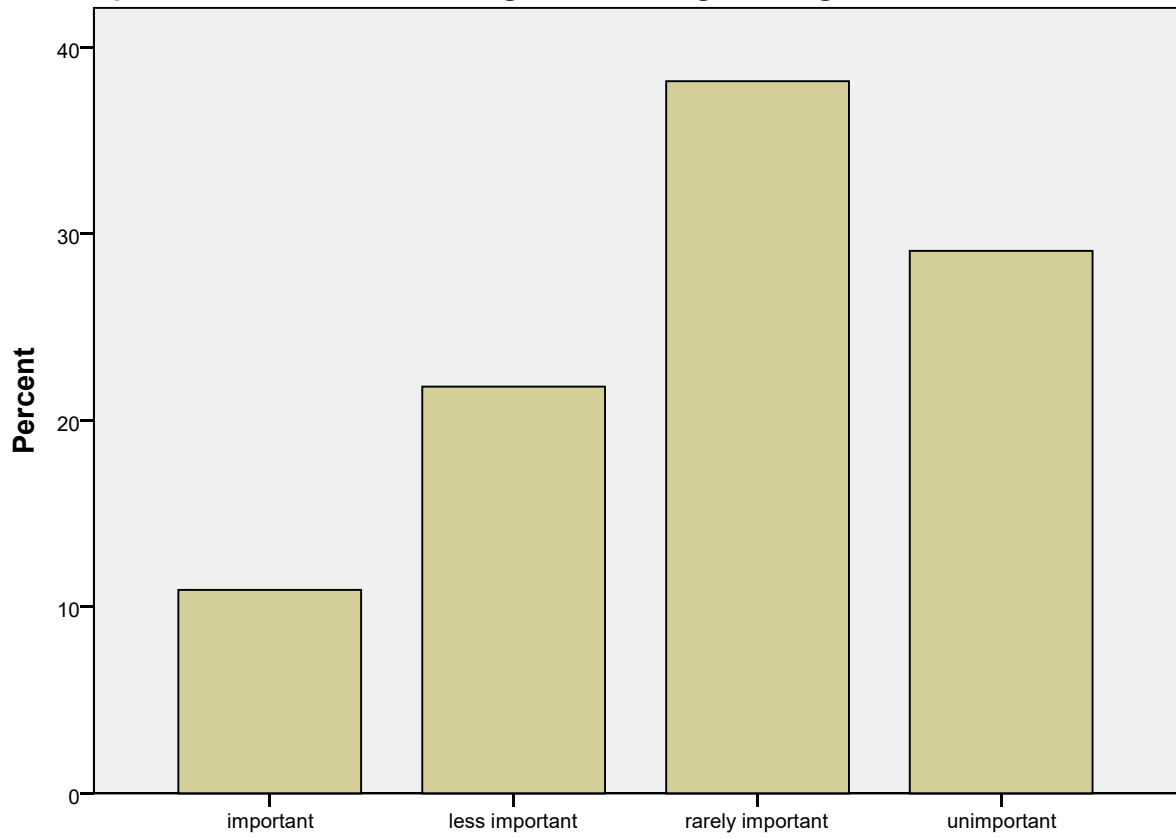
**Importance - eLearning trainings for the learners**



**Importance - eLearning trainings for the learners**

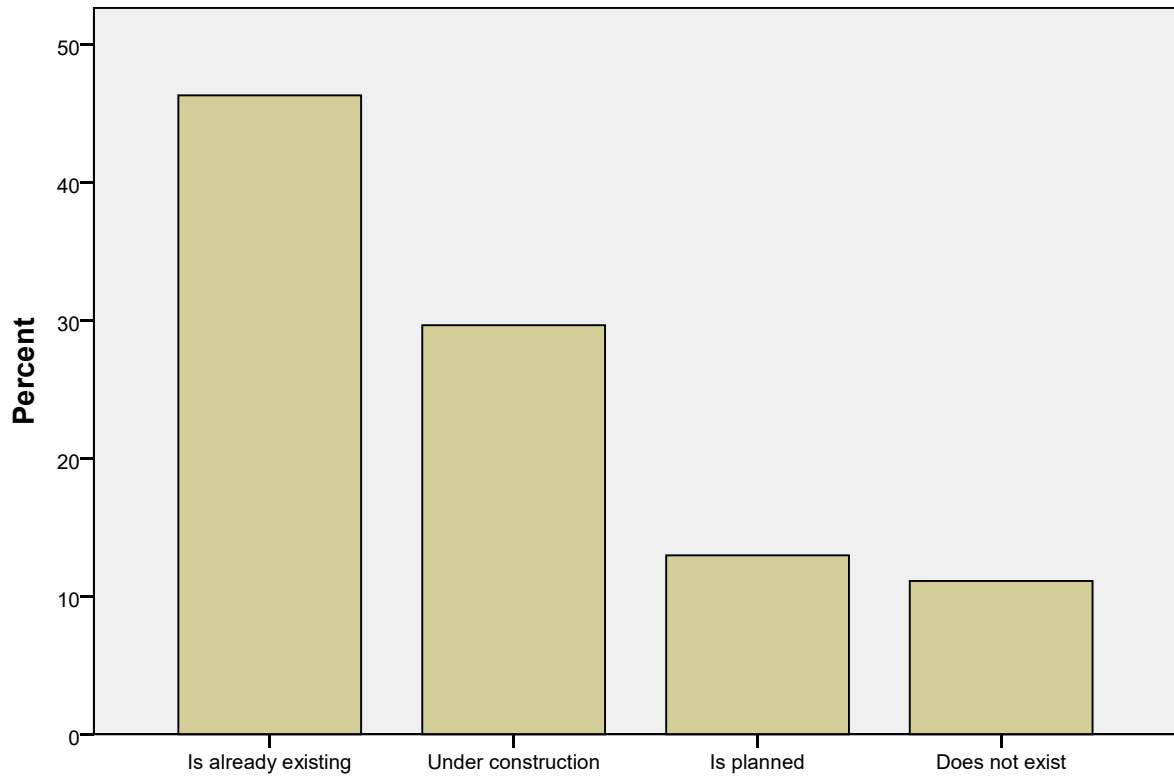


**Importance - Teacher Trainings - eLearning trainings for the teachers**



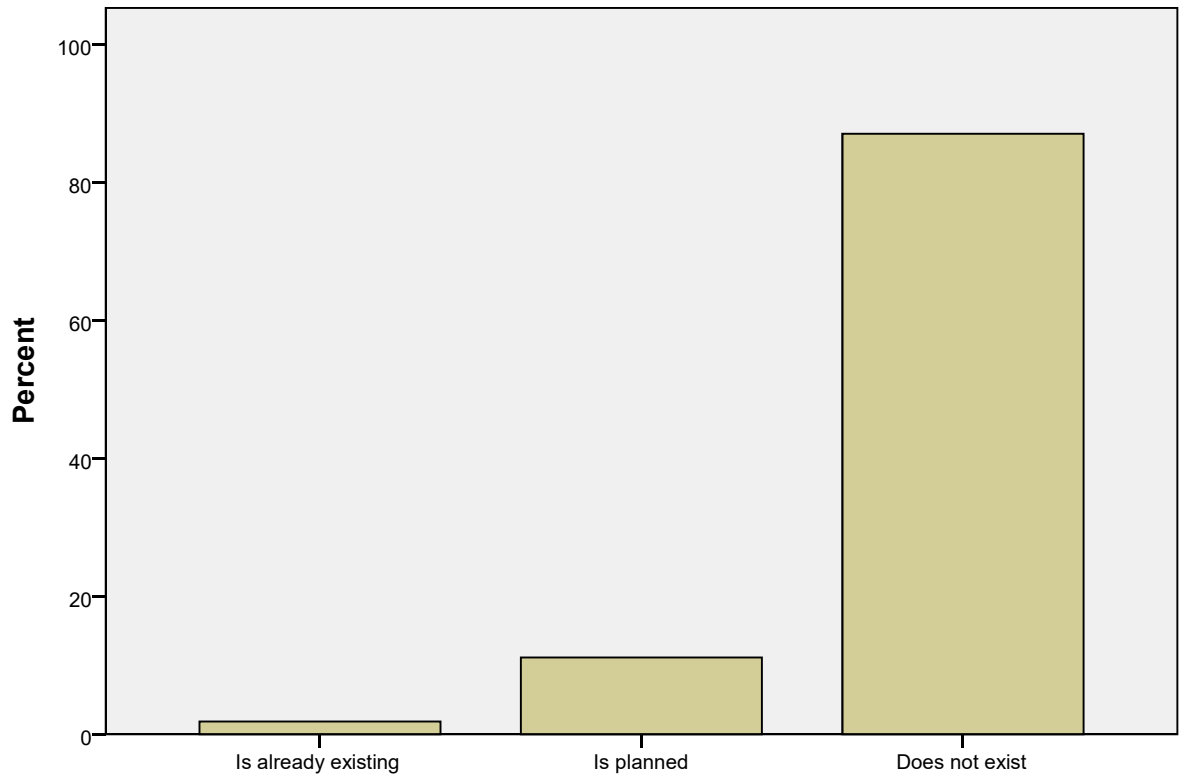
**Importance - Teacher Trainings - eLearning trainings for the teachers**

**Do you have the following elements at your school? - Networking / communication infrastructure**



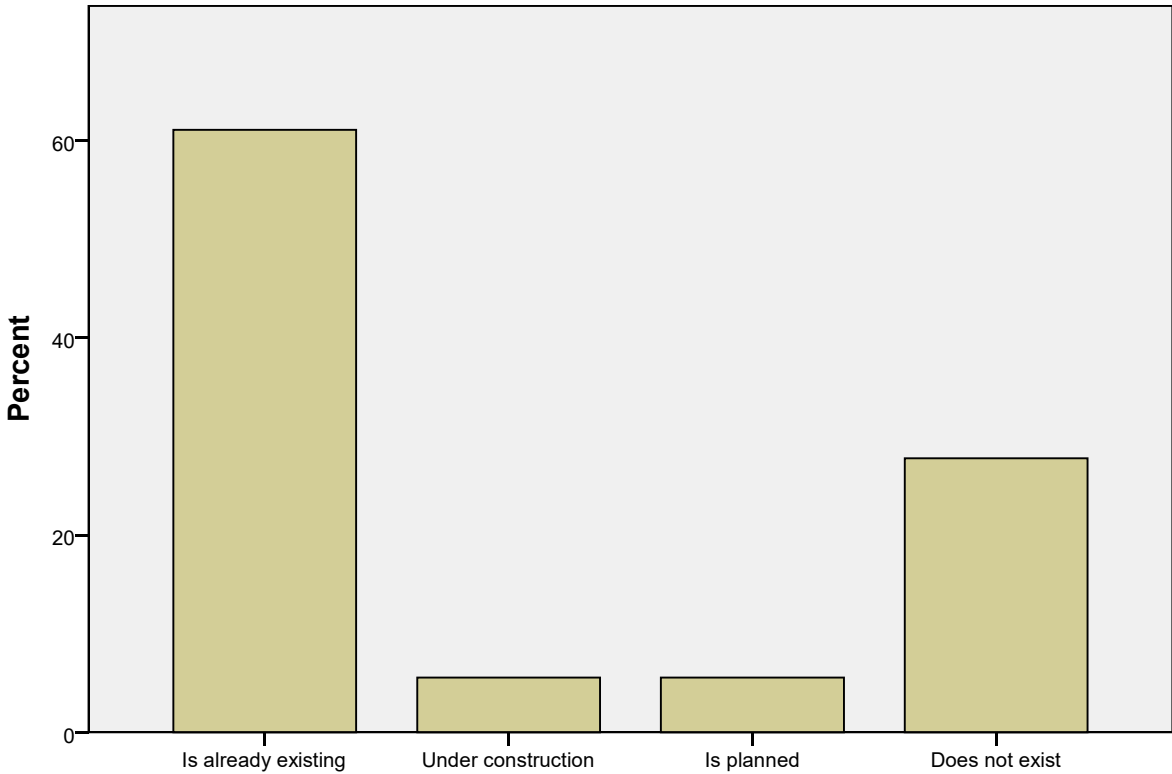
**Do you have the following elements at your school? - Networking / communication infrastructure**

**Do you have the following elements at your school? - Smart calssrooms / classroom modifications**



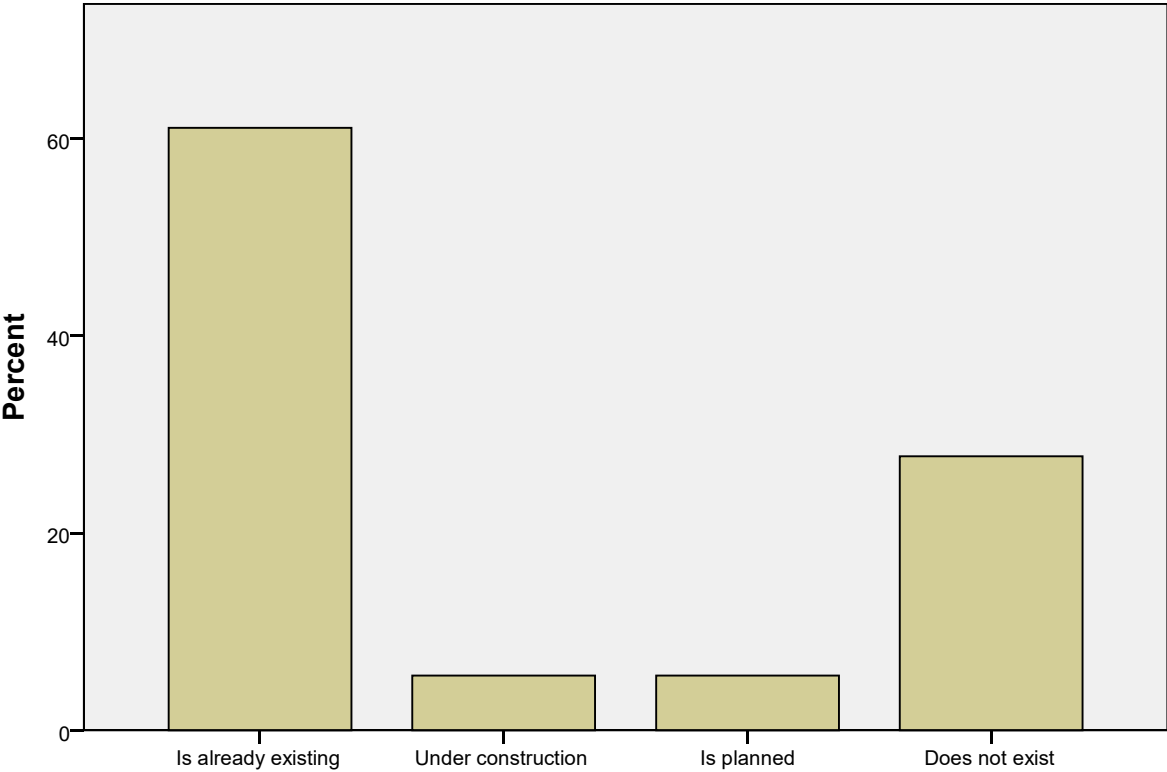
**Do you have the following elements at your school? - Smart calssrooms / classroom modifications**

**Do you have the following elements at your school? - Computer-based instructional tools**



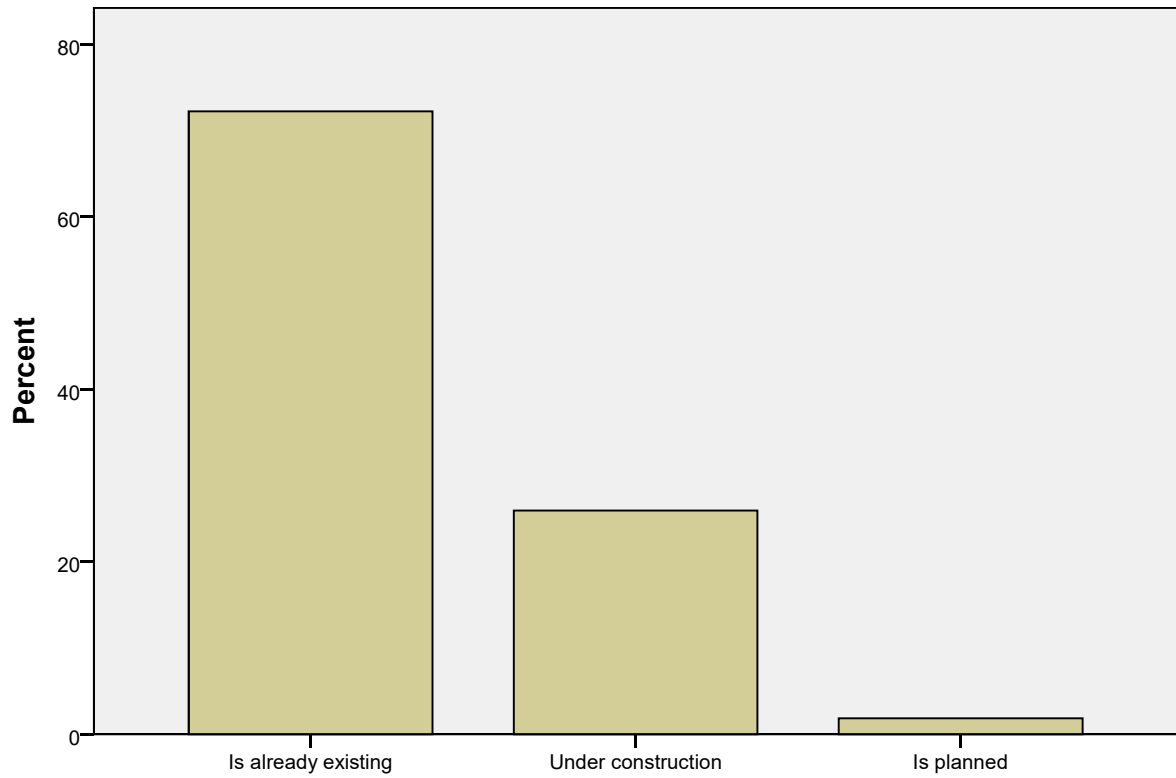
**Do you have the following elements at your school? - Computer-based instructional tools**

**Do you have the following elements at your school? - Web-based instructional tools**



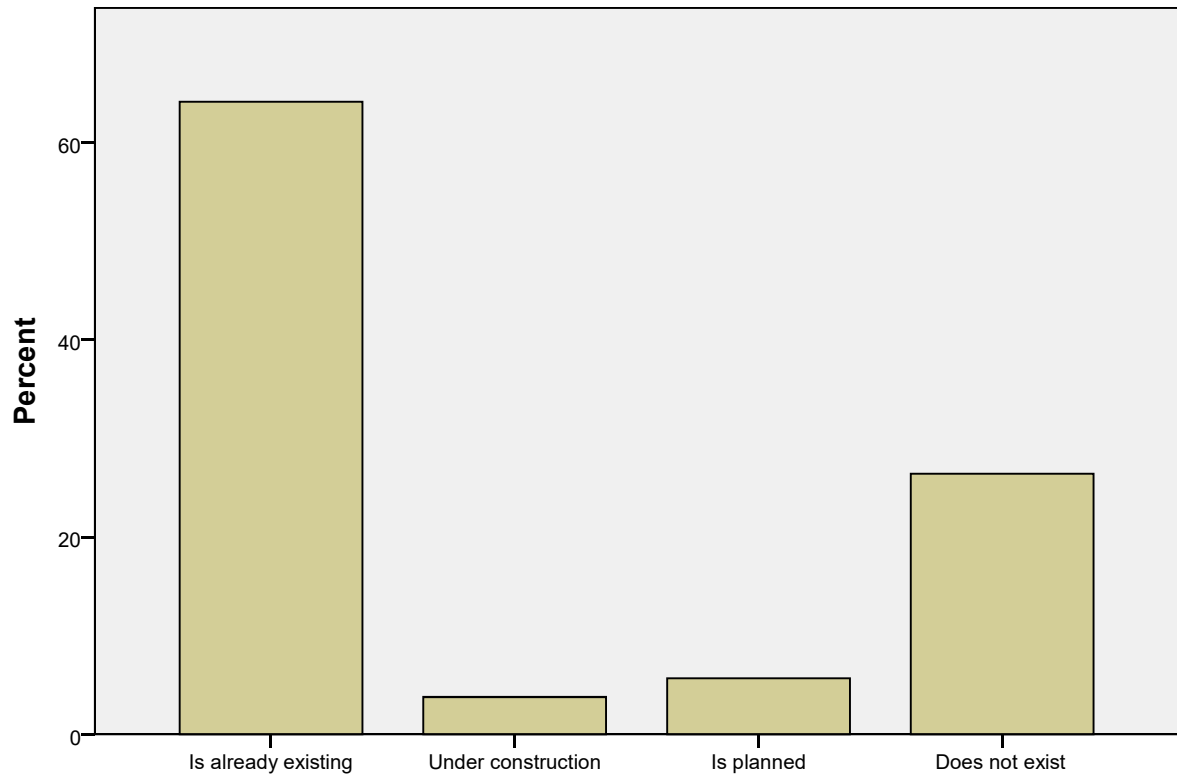
**Do you have the following elements at your school? - Web-based instructional tools**

**Do you have the following elements at your school? - Hardware support in the classroom**



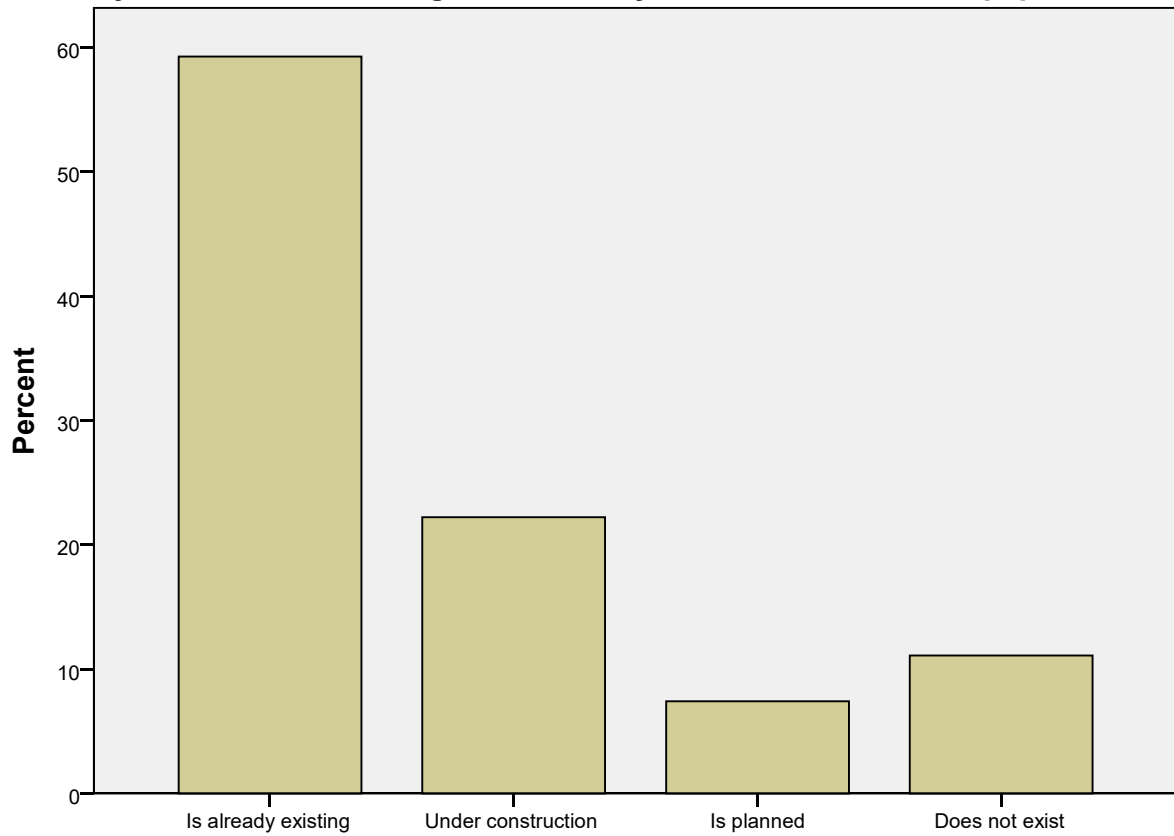
**Do you have the following elements at your school? - Hardware support in the classroom**

**Do you have the following elements at your school? - Web-based instructional tools**



**Do you have the following elements at your school? - Web-based instructional tools**

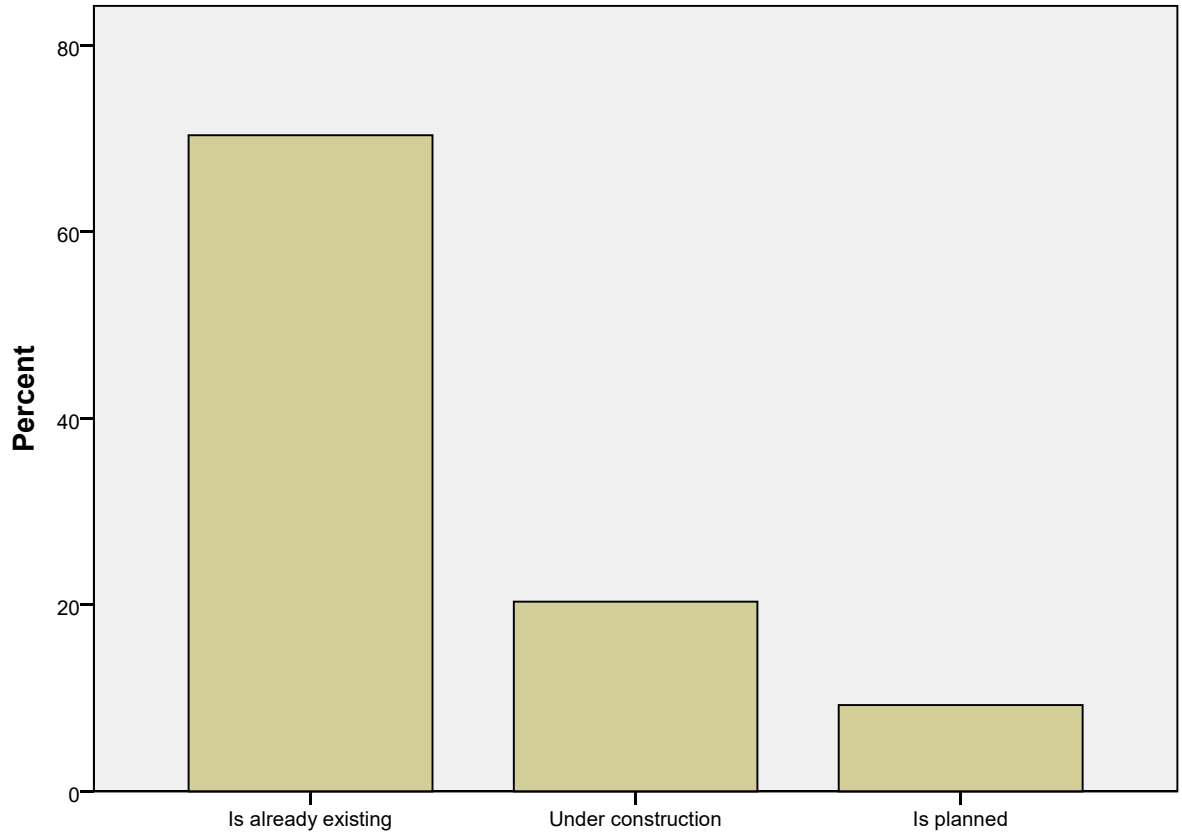
**Do you have the following elements at your school? - Audio Equipment**



**Do you have the following elements at your school? - Audio Equipment**

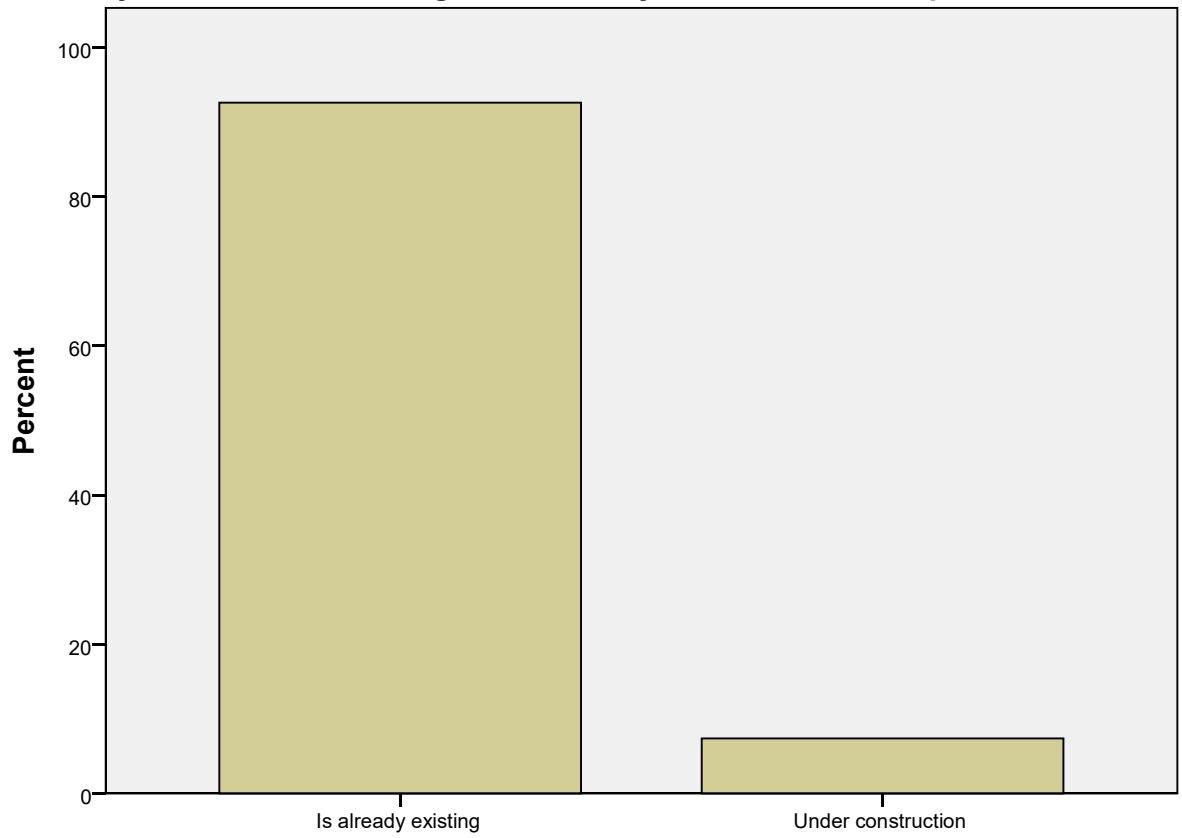


**Do you have the following elements at your school? - Video Equipment**



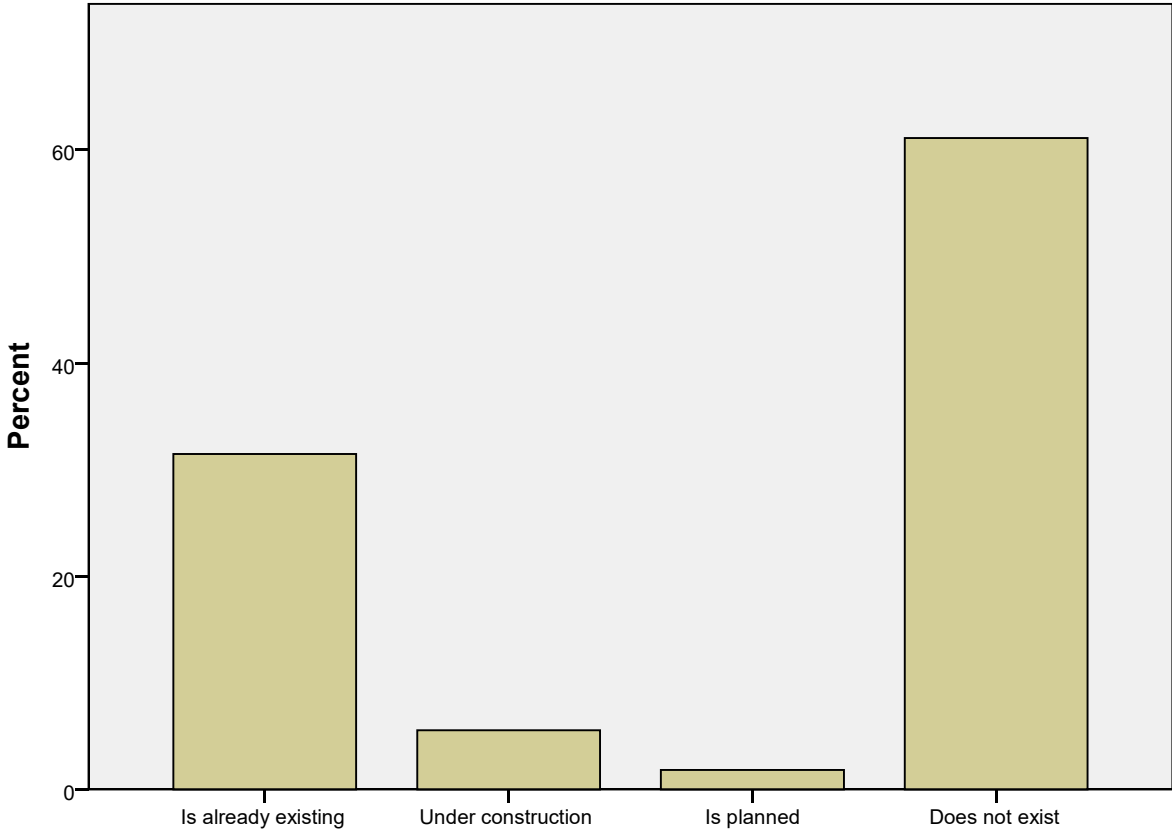
**Do you have the following elements at your school? - Video Equipment**

**Do you have the following elements at your school? - Computer Room**



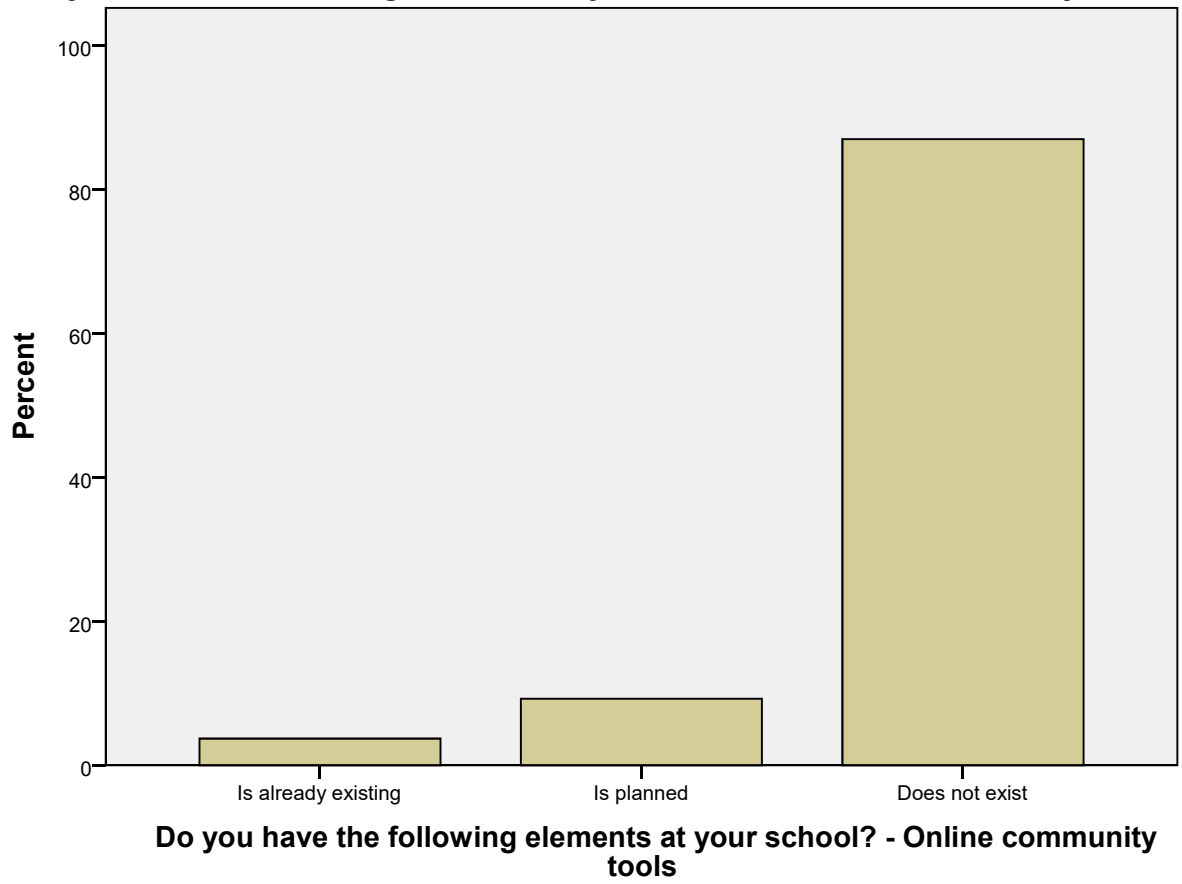
**Do you have the following elements at your school? - Computer Room**

**Do you have the following elements at your school? - Learning platform**

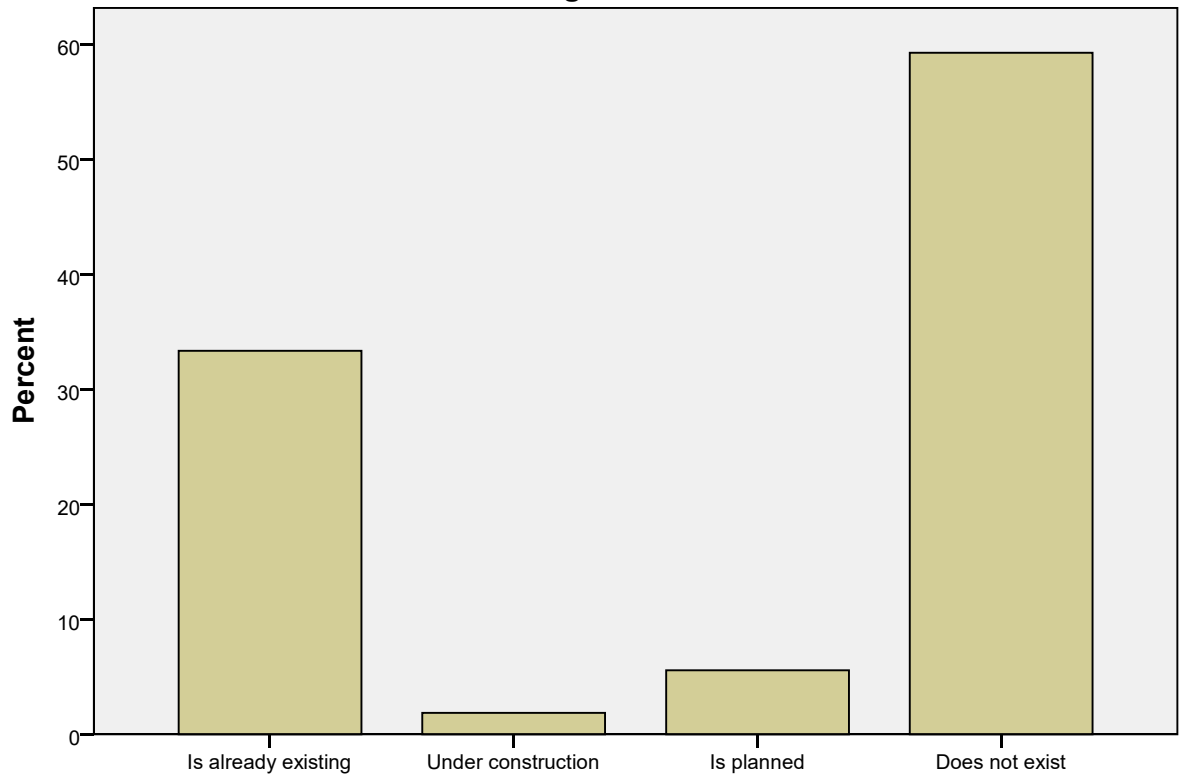


**Do you have the following elements at your school? - Learning platform**

**Do you have the following elements at your school? - Online community tools**

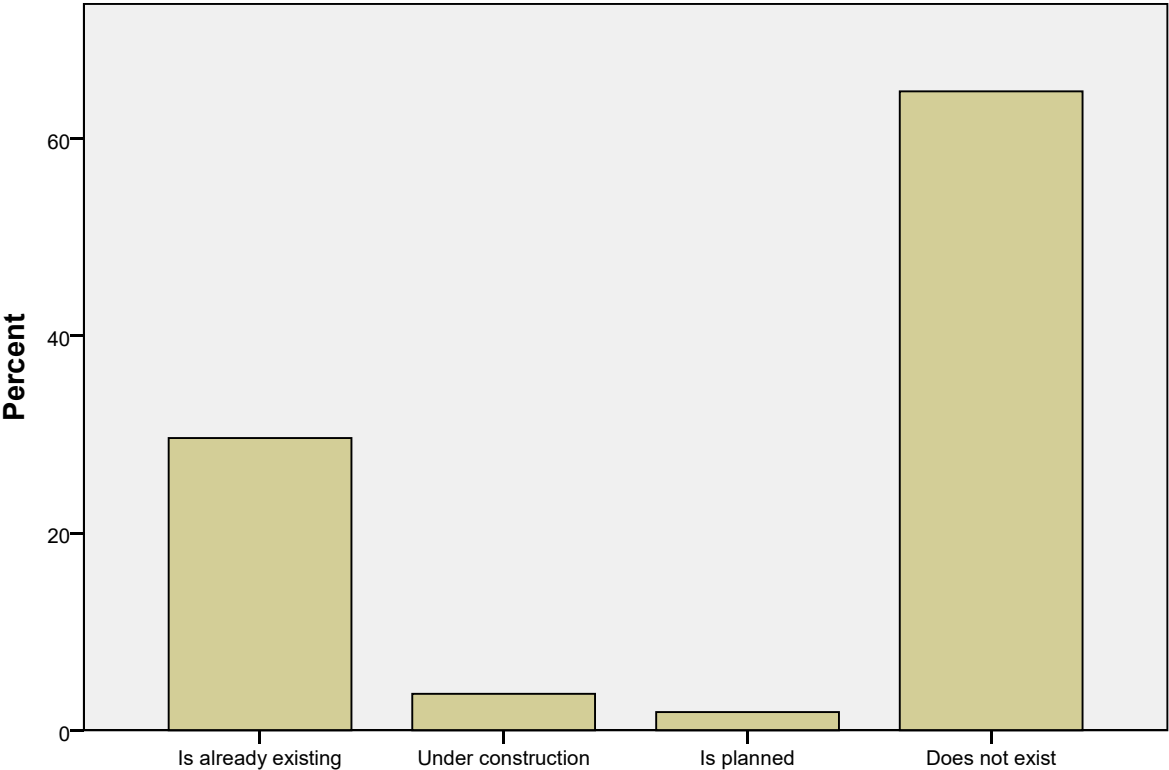


**Do you have the following elements at your school? - Online teaching and learning material**



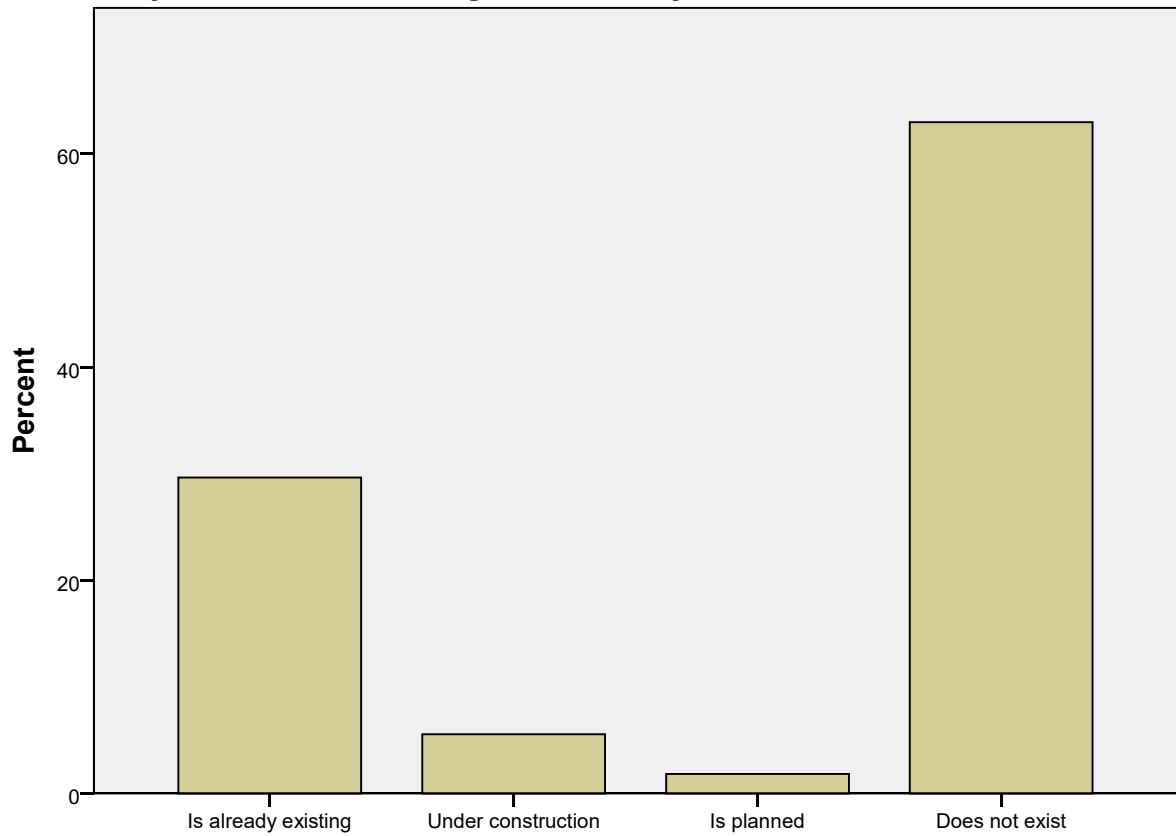
**Do you have the following elements at your school? - Online teaching and learning material**

**Do you have the following elements at your school? - Curriculum adaption for eLearning**



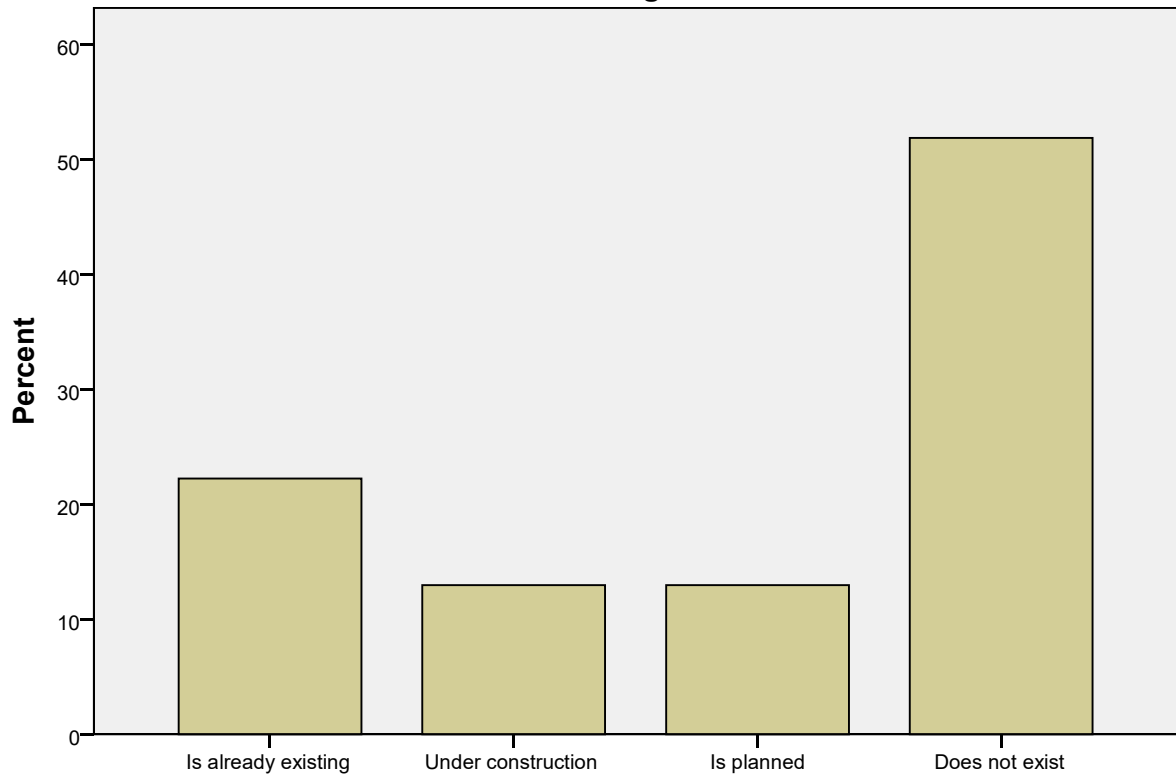
**Do you have the following elements at your school? - Curriculum adaption for eLearning**

**Do you have the following elements at your school? - Online tests**



**Do you have the following elements at your school? - Online tests**

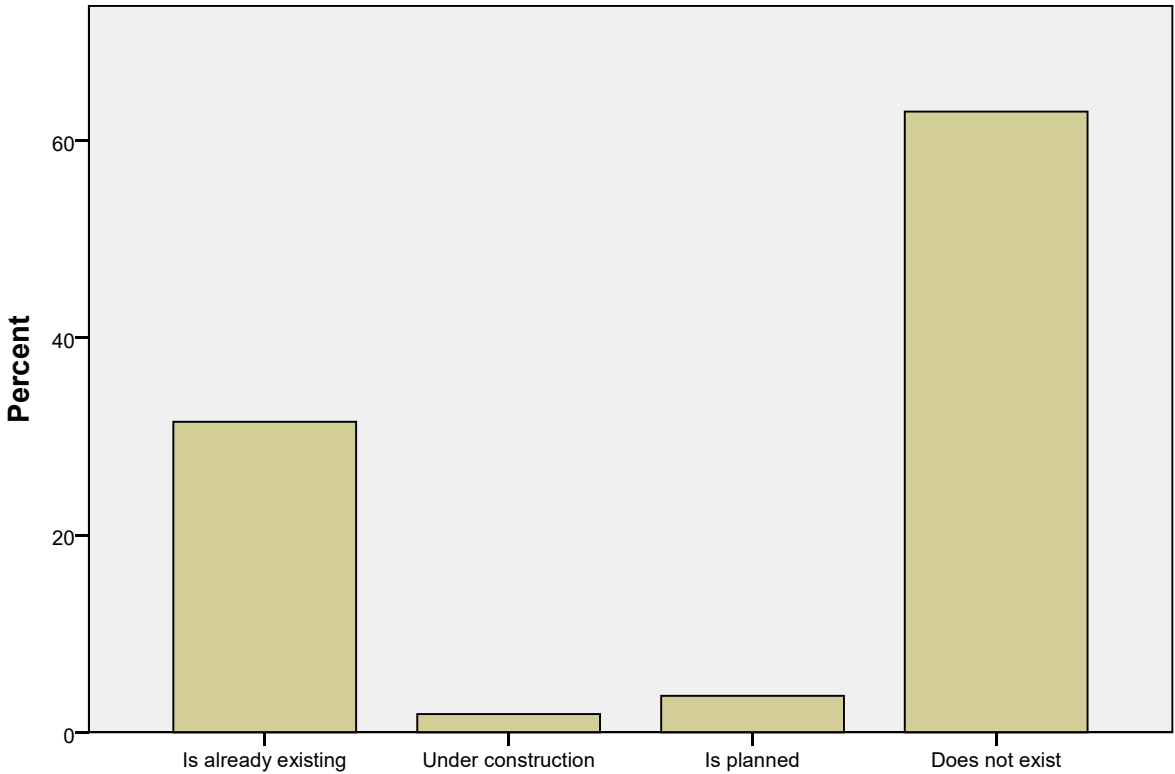
**Do you have the following elements at your school? - In-class support / mentoring**



**Do you have the following elements at your school? - In-class support / mentoring**

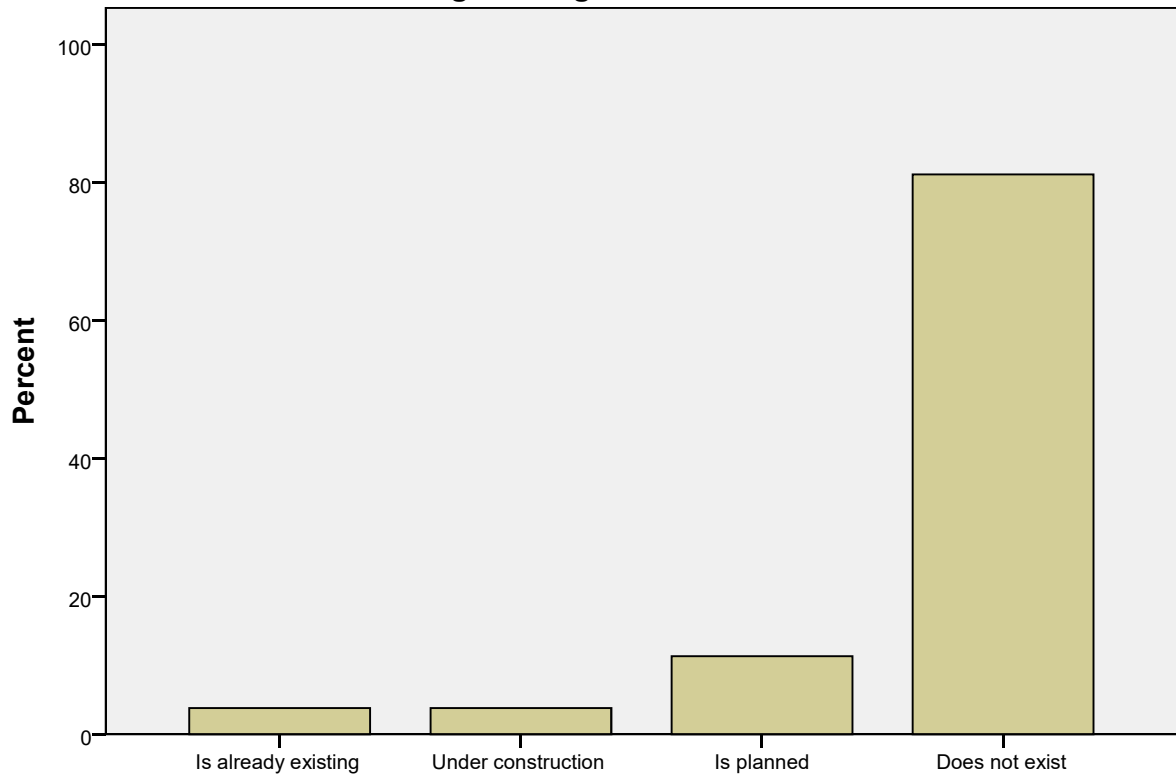


**Do you have the following elements at your school? - eLearning trainings for the learners**



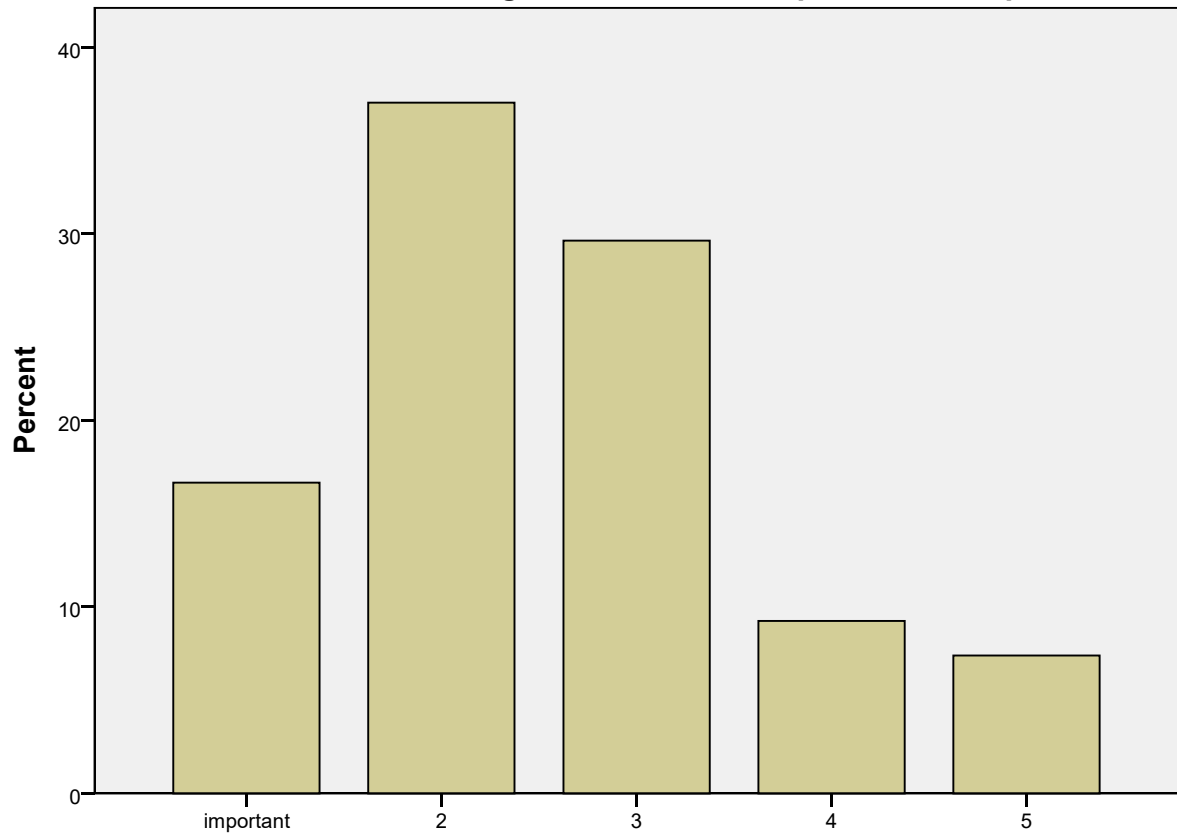
**Do you have the following elements at your school? - eLearning trainings for the learners**

**Do you have the following elements at your school? - Teacher Trainings - eLearning trainings for the teachers**



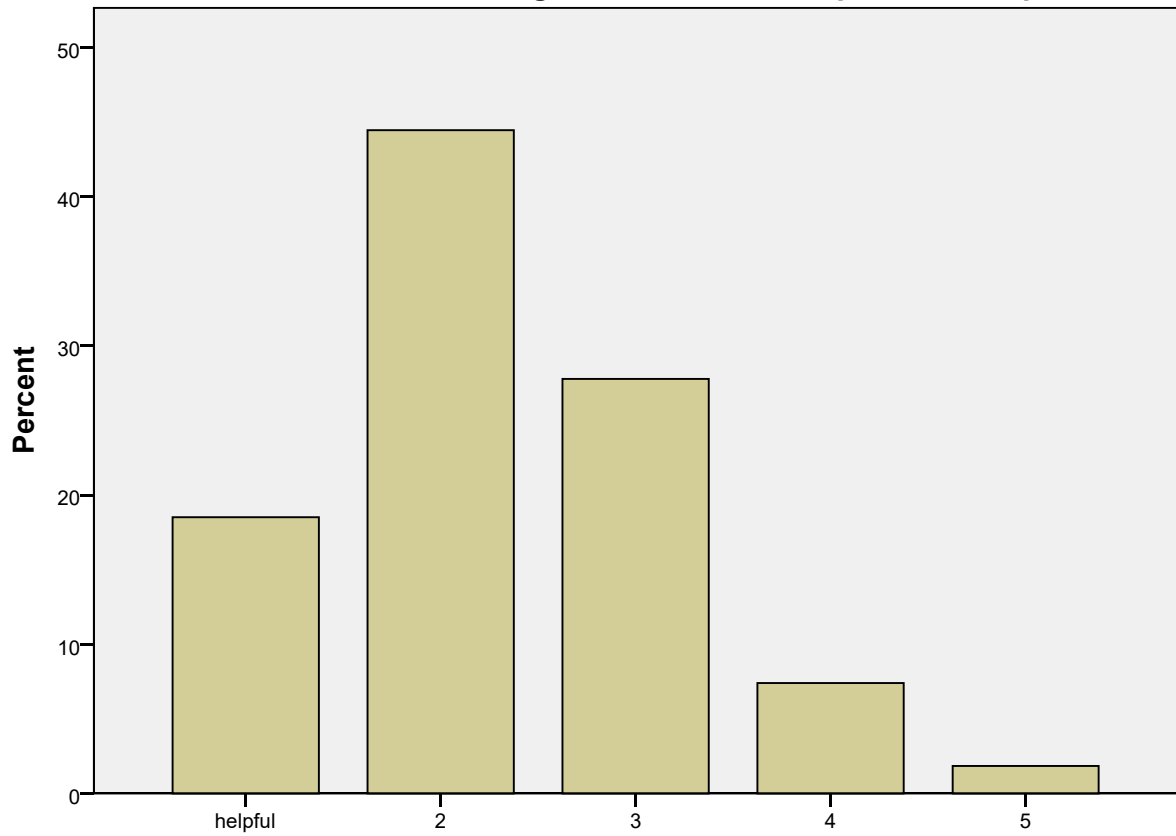
**Do you have the following elements at your school? - Teacher Trainings - eLearning trainings for the teachers**

The use of sounds in teaching scenarios is... - important - unimportant



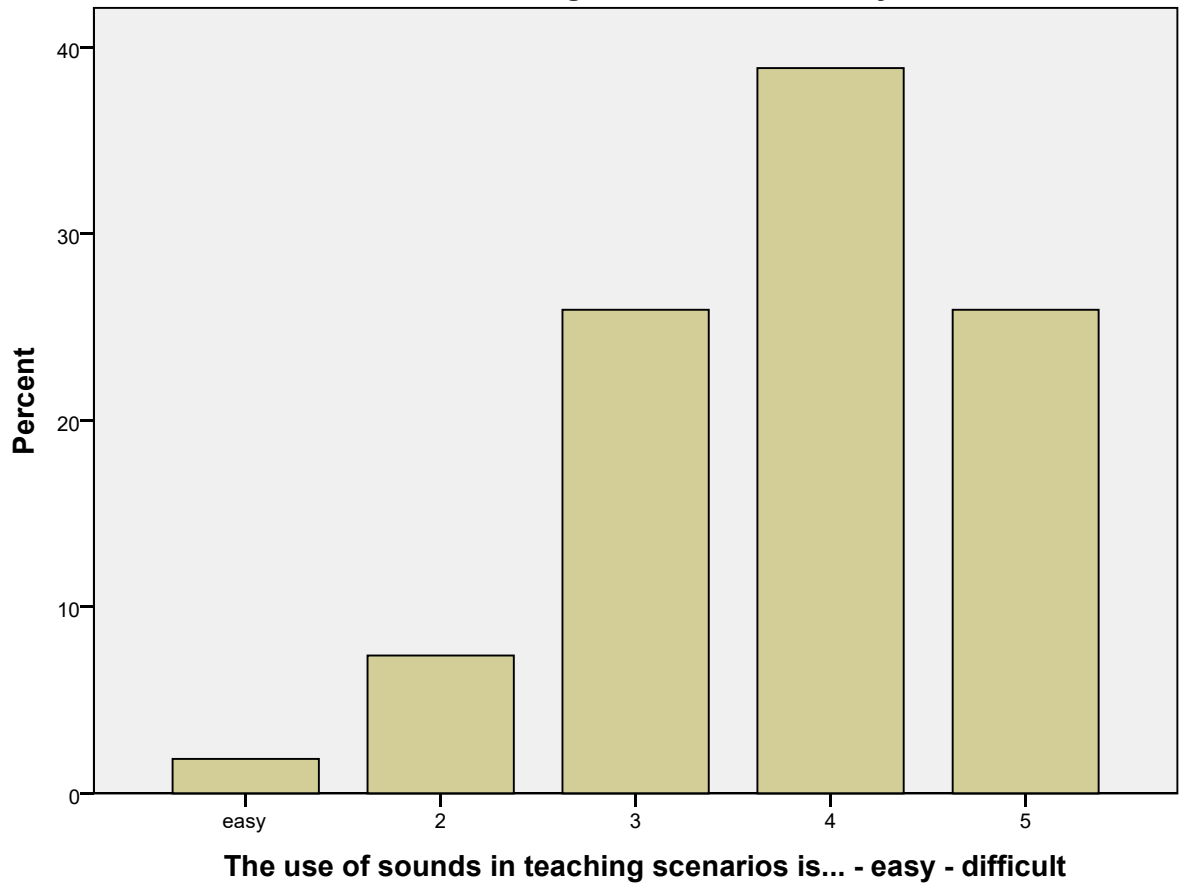
The use of sounds in teaching scenarios is... - important - unimportant

The use of sounds in teaching scenarios is... - helpful - not helpful

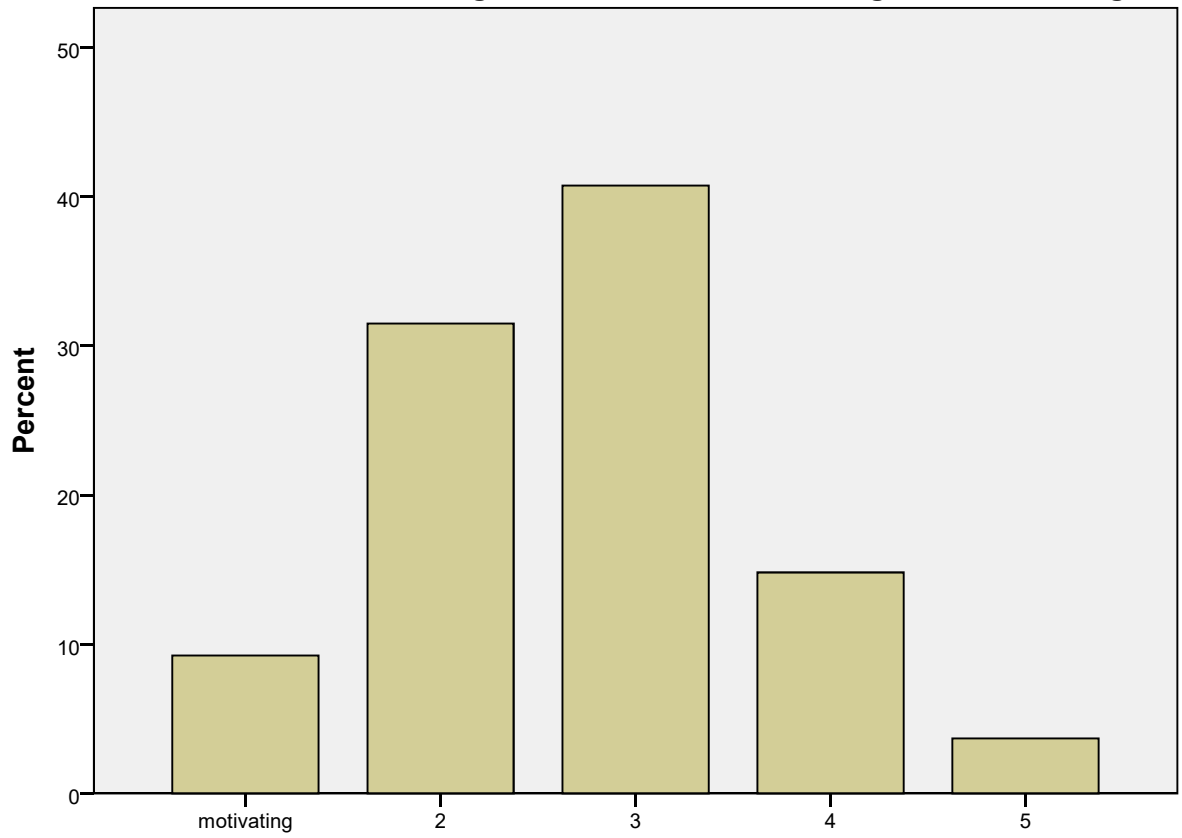


The use of sounds in teaching scenarios is... - helpful - not helpful

The use of sounds in teaching scenarios is... - easy - difficult

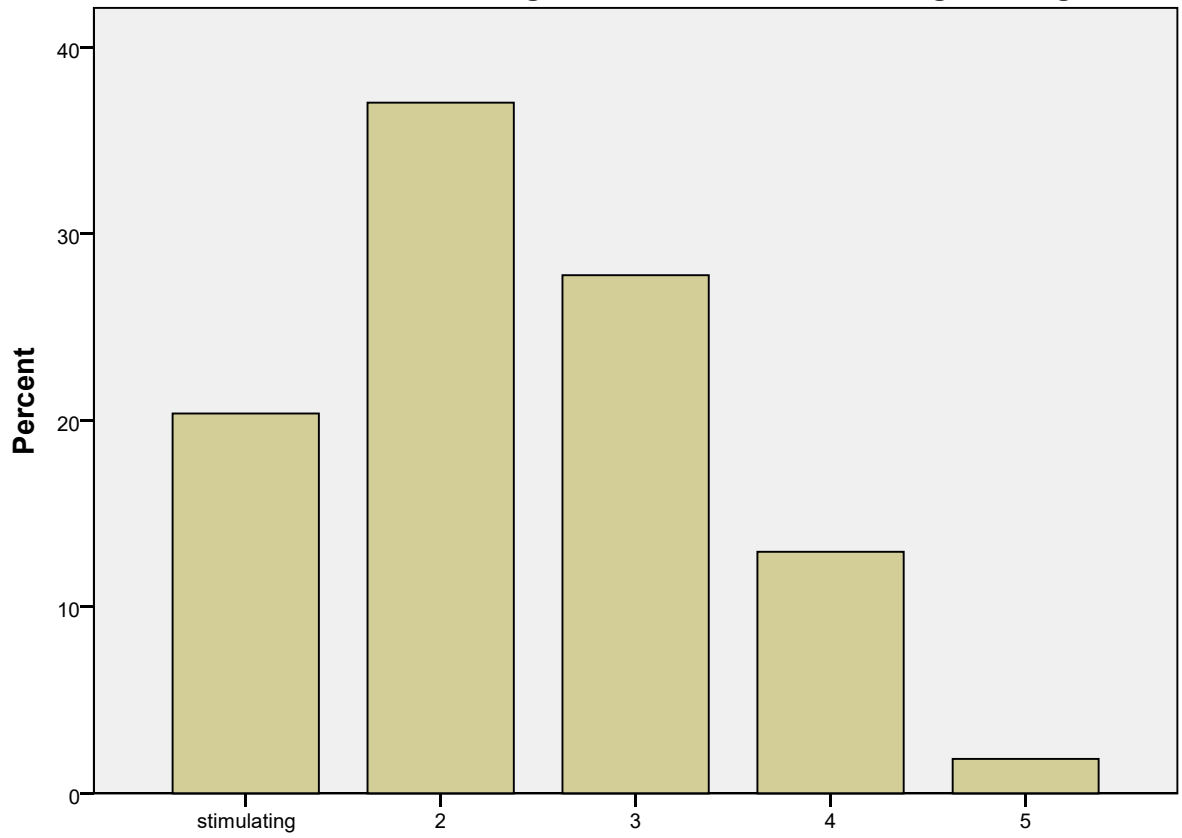


The use of sounds in teaching scenarios is... - motivating - not motivating



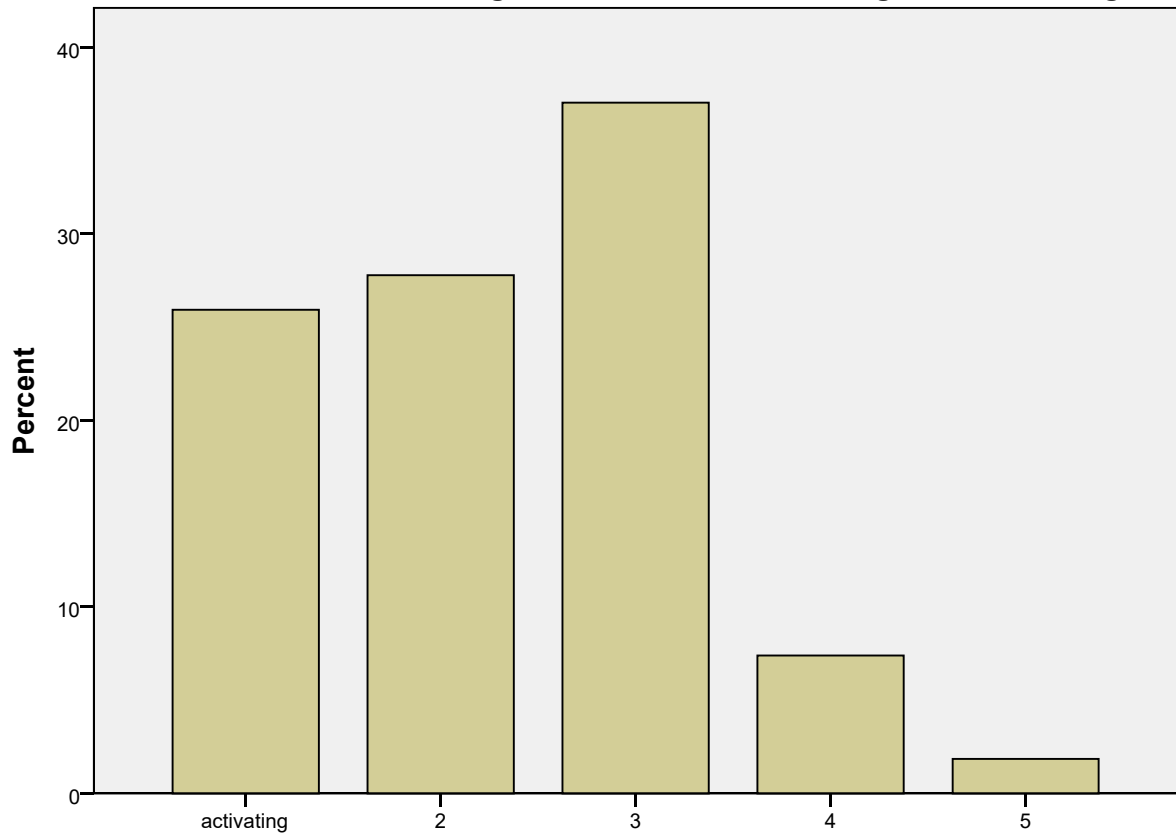
The use of sounds in teaching scenarios is... - motivating - not motivating

The use of sounds in teaching scenarios is... - stimulating - boring



The use of sounds in teaching scenarios is... - stimulating - boring

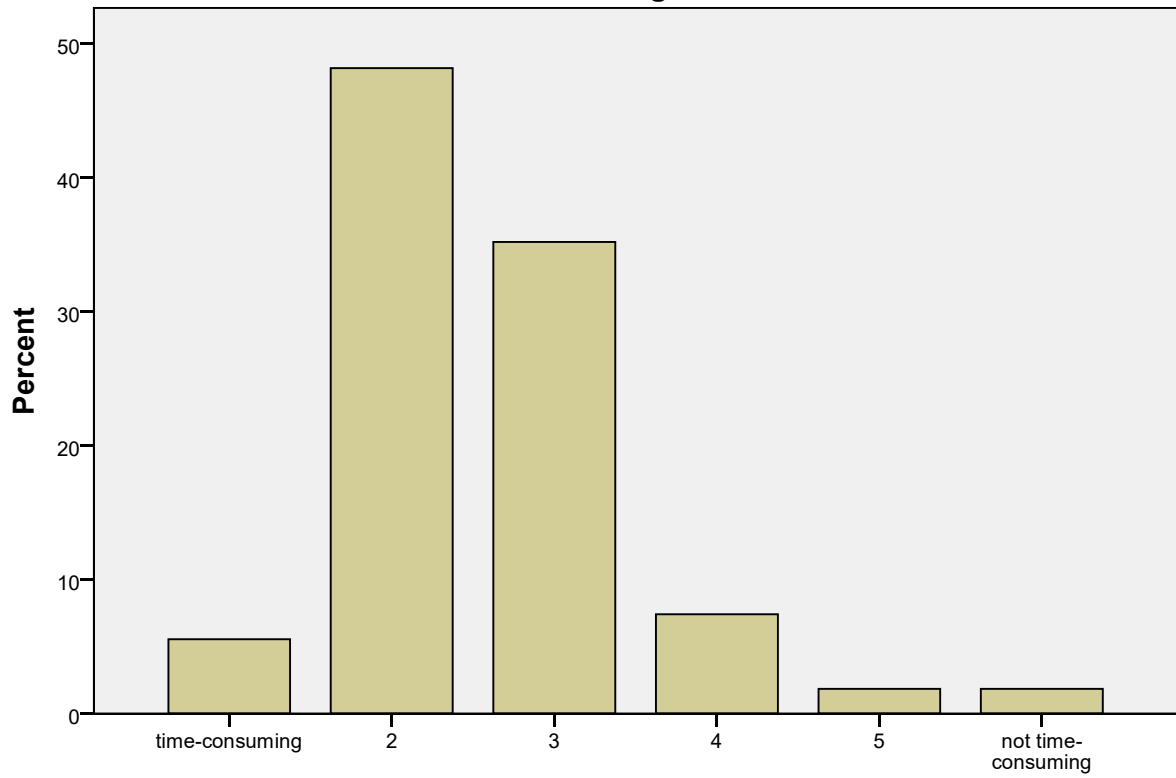
The use of sounds in teaching scenarios is... - activating - not activating



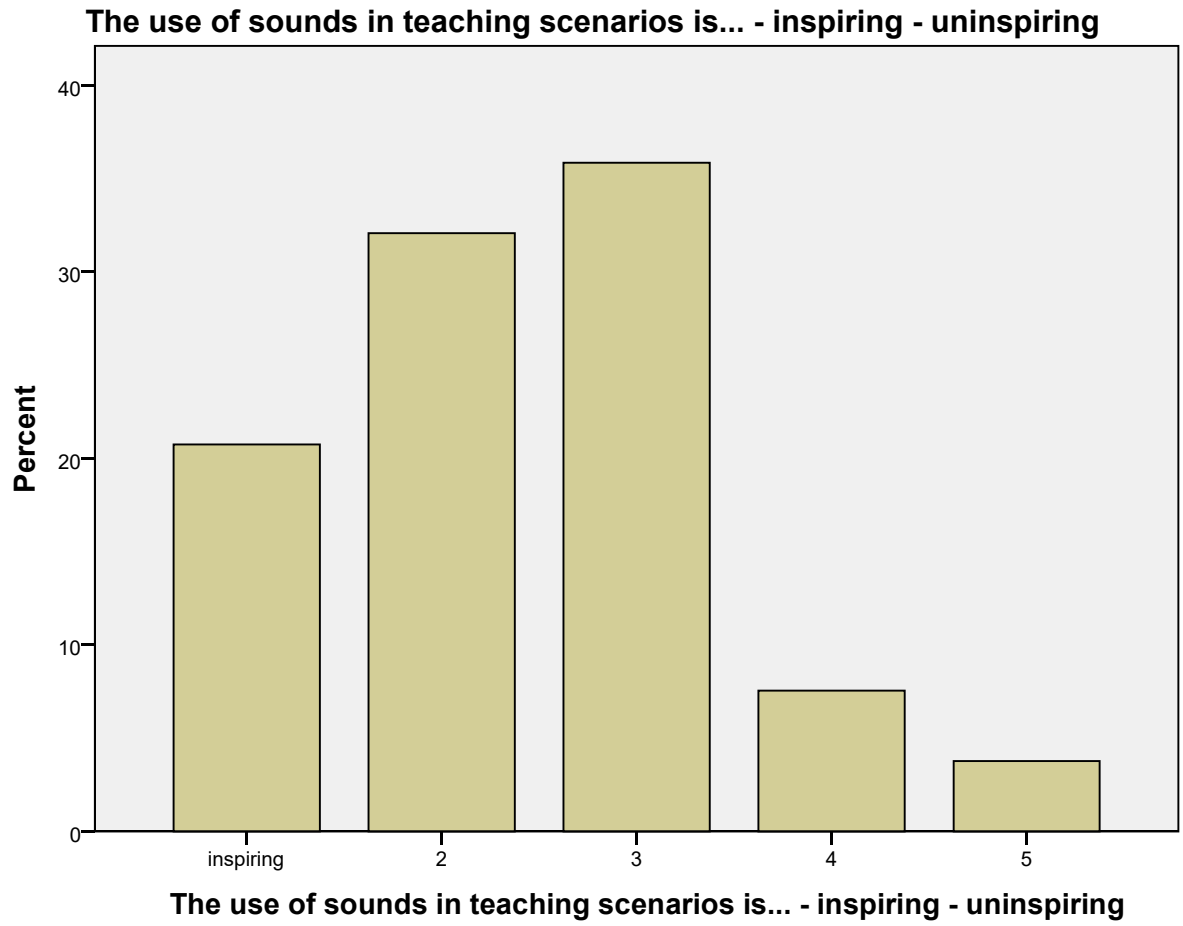
The use of sounds in teaching scenarios is... - activating - not activating



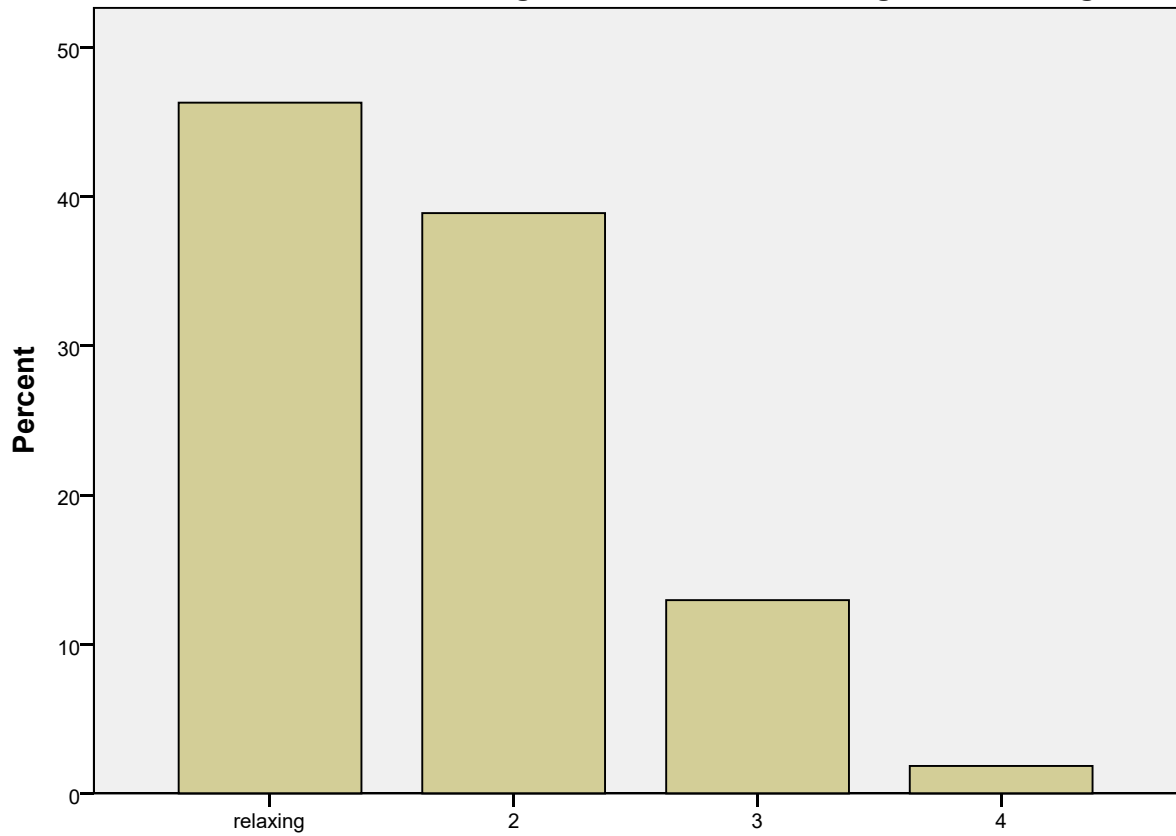
**The use of sounds in teaching scenarios is... - time-consuming - not time-consuming**



**The use of sounds in teaching scenarios is... - time-consuming - not time-consuming**

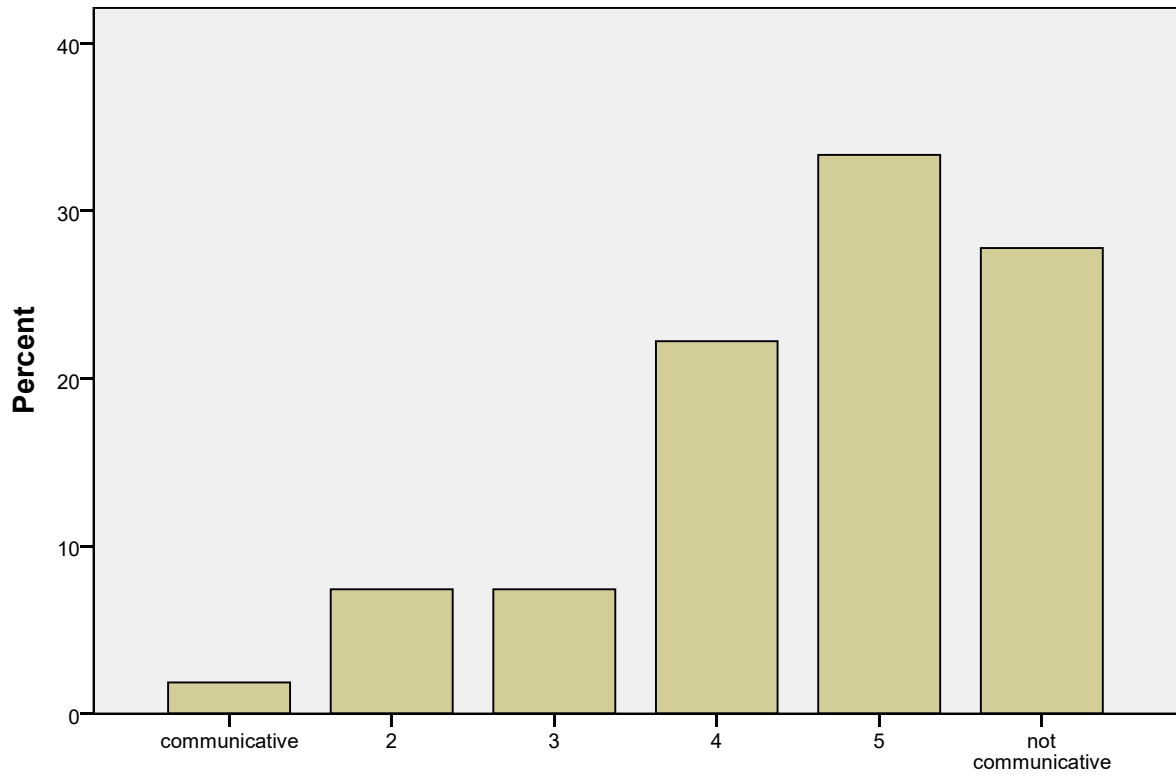


The use of sounds in teaching scenarios is... - relaxing - not relaxing



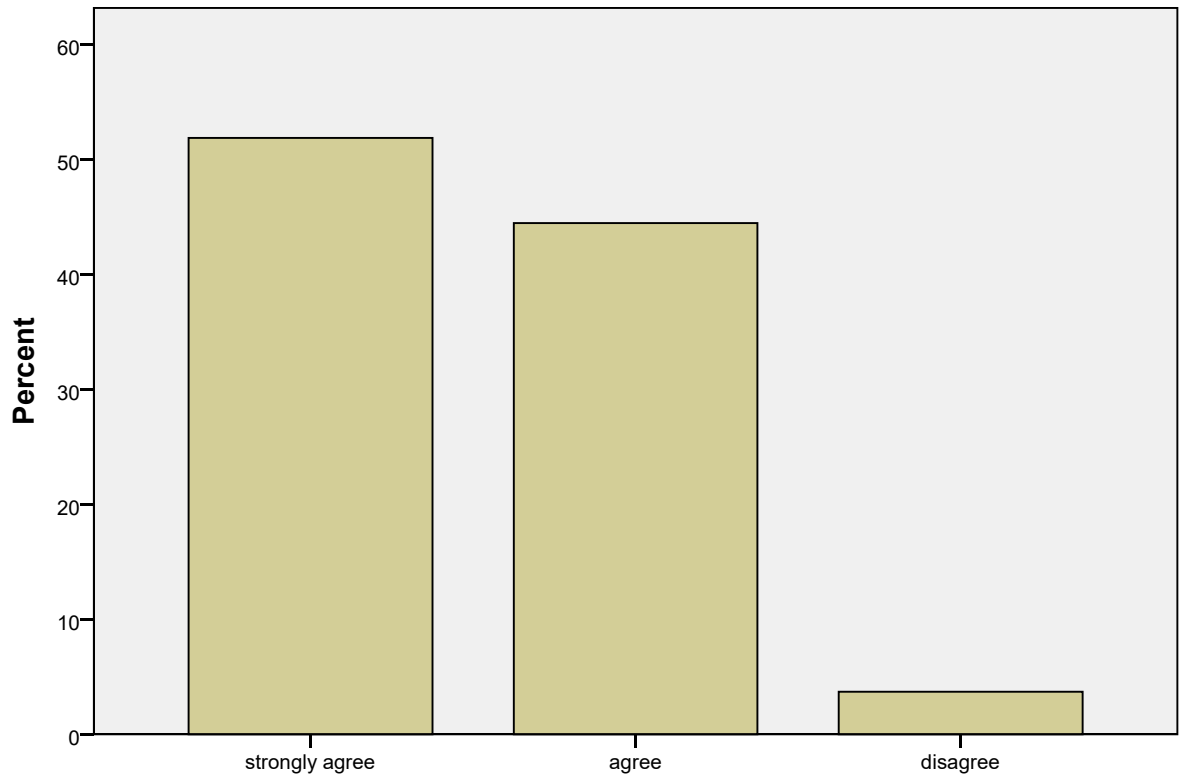
The use of sounds in teaching scenarios is... - relaxing - not relaxing

**The use of sounds in teaching scenarios is... - communicative - not communicative**



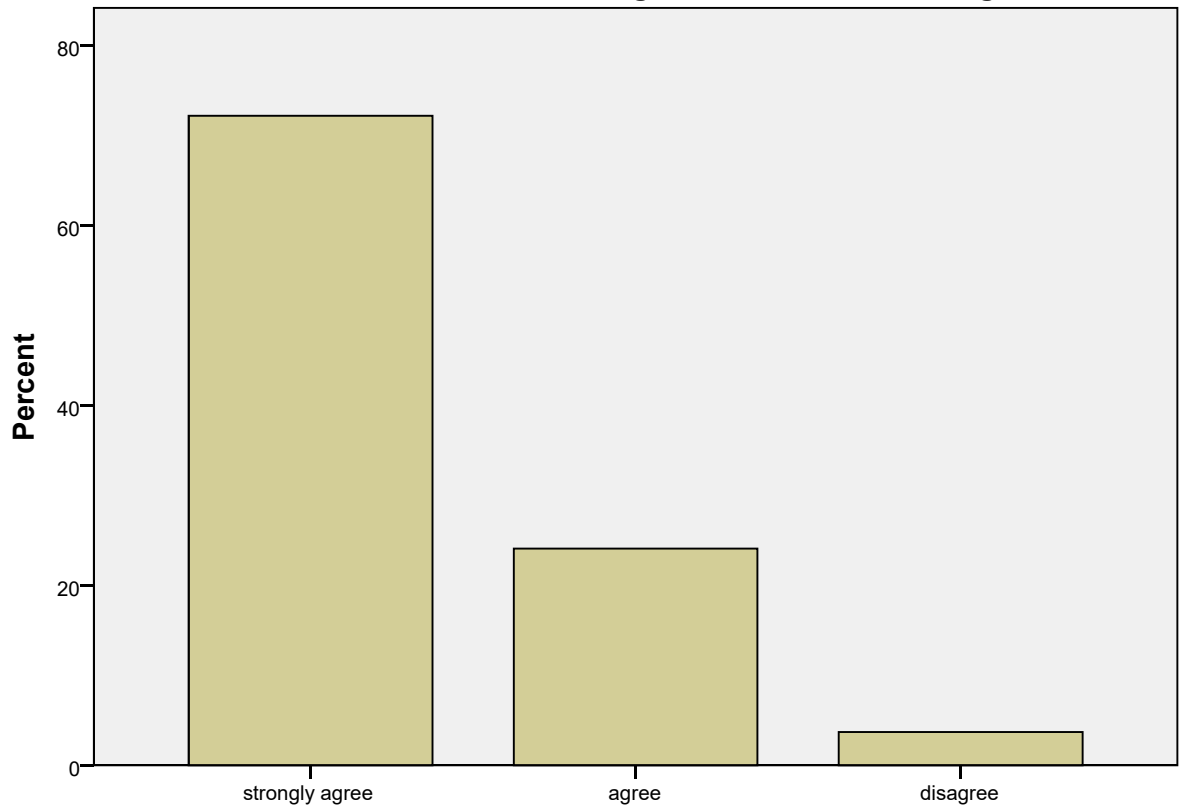
**The use of sounds in teaching scenarios is... - communicative - not communicative**

**Comments - The use of sounds in teaching scenarios should integrate narrative audios.**



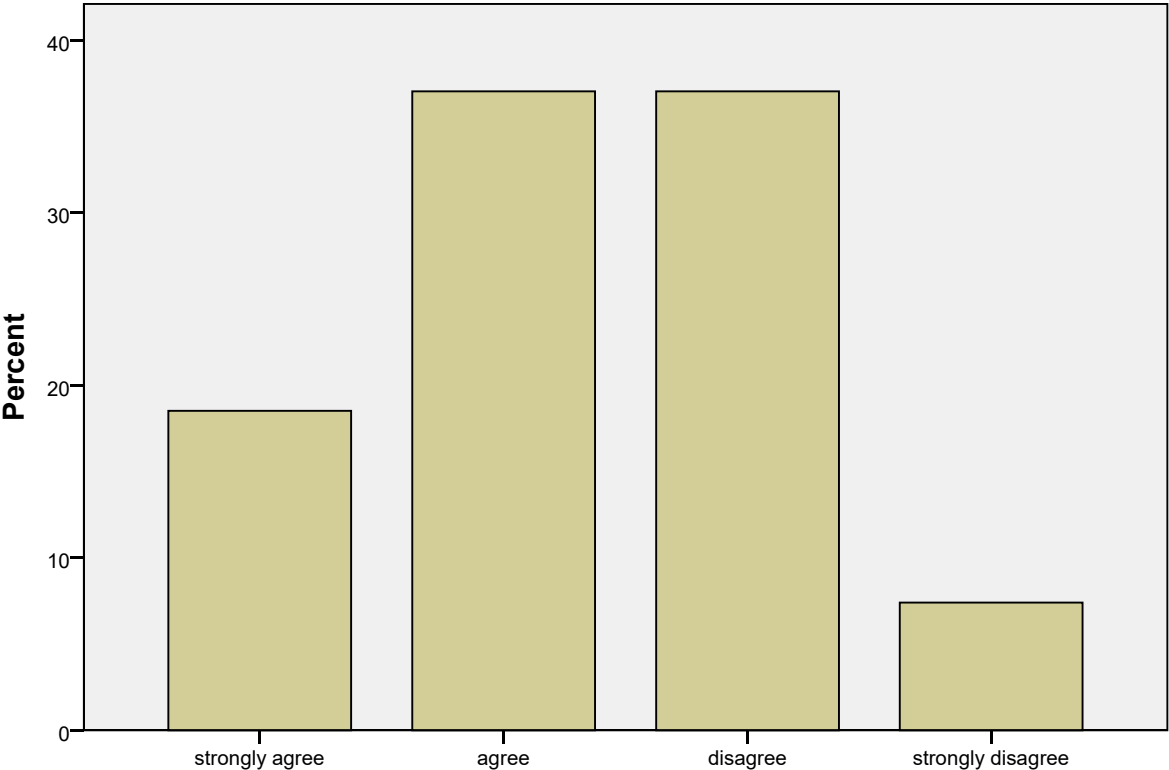
**Comments - The use of sounds in teaching scenarios should integrate narrative audios.**

**Comments - The use of sounds in teaching scenarios should integrate music.**



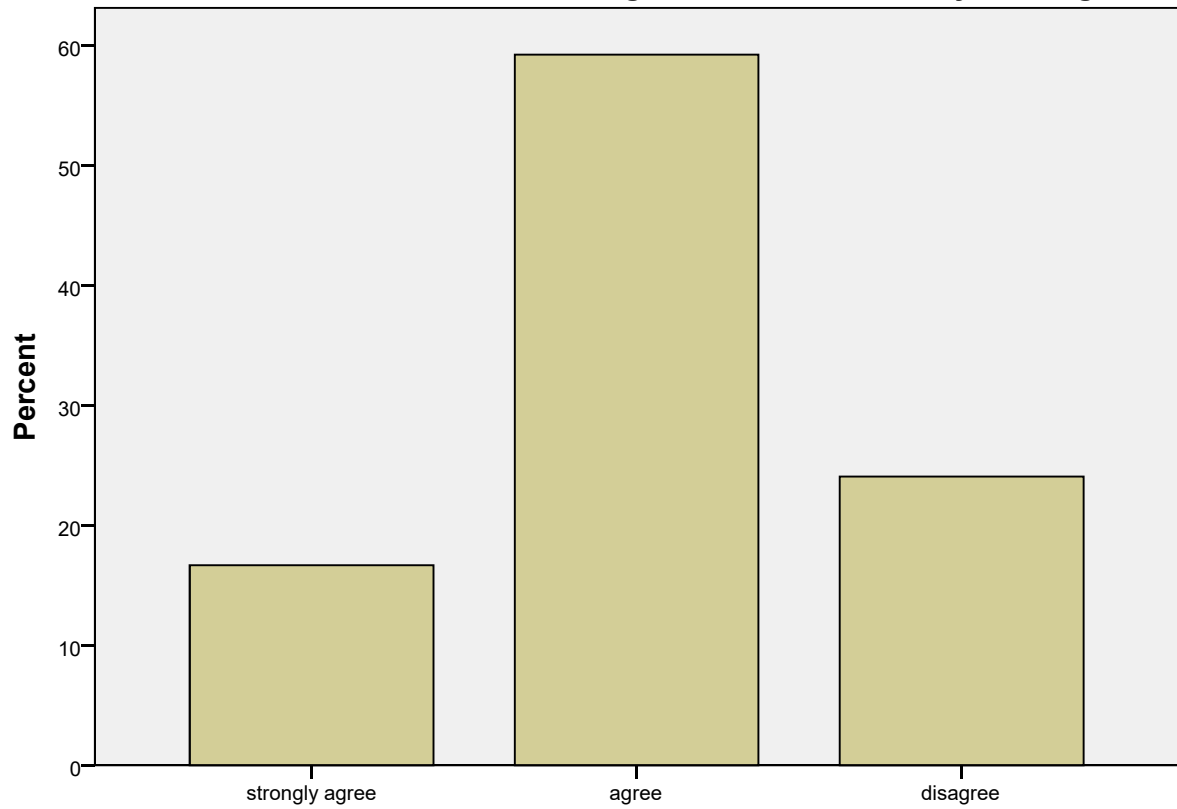
**Comments - The use of sounds in teaching scenarios should integrate music.**

**Comments - The use of sounds in teaching scenarios should integrate audio signals.**



**Comments - The use of sounds in teaching scenarios should integrate audio signals.**

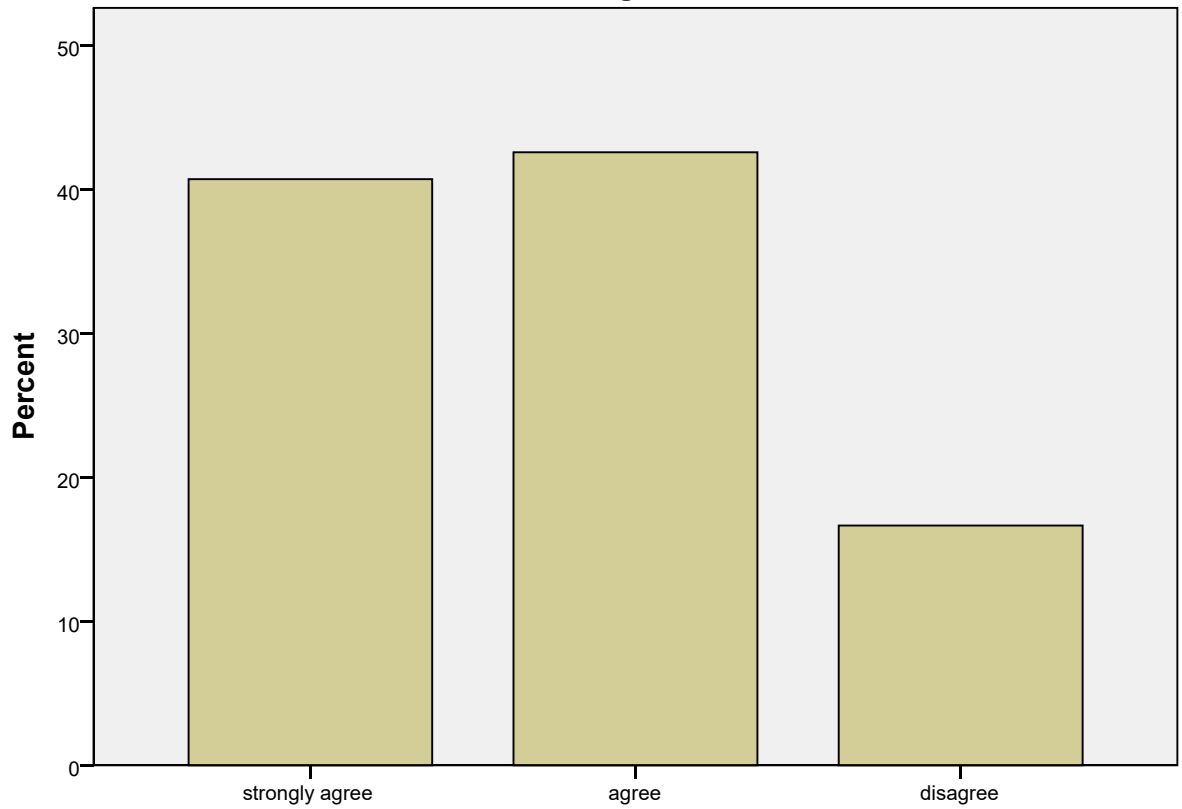
**Comments - The use of sounds in teaching scenarios is currently running well**



**Comments - The use of sounds in teaching scenarios is currently running well**

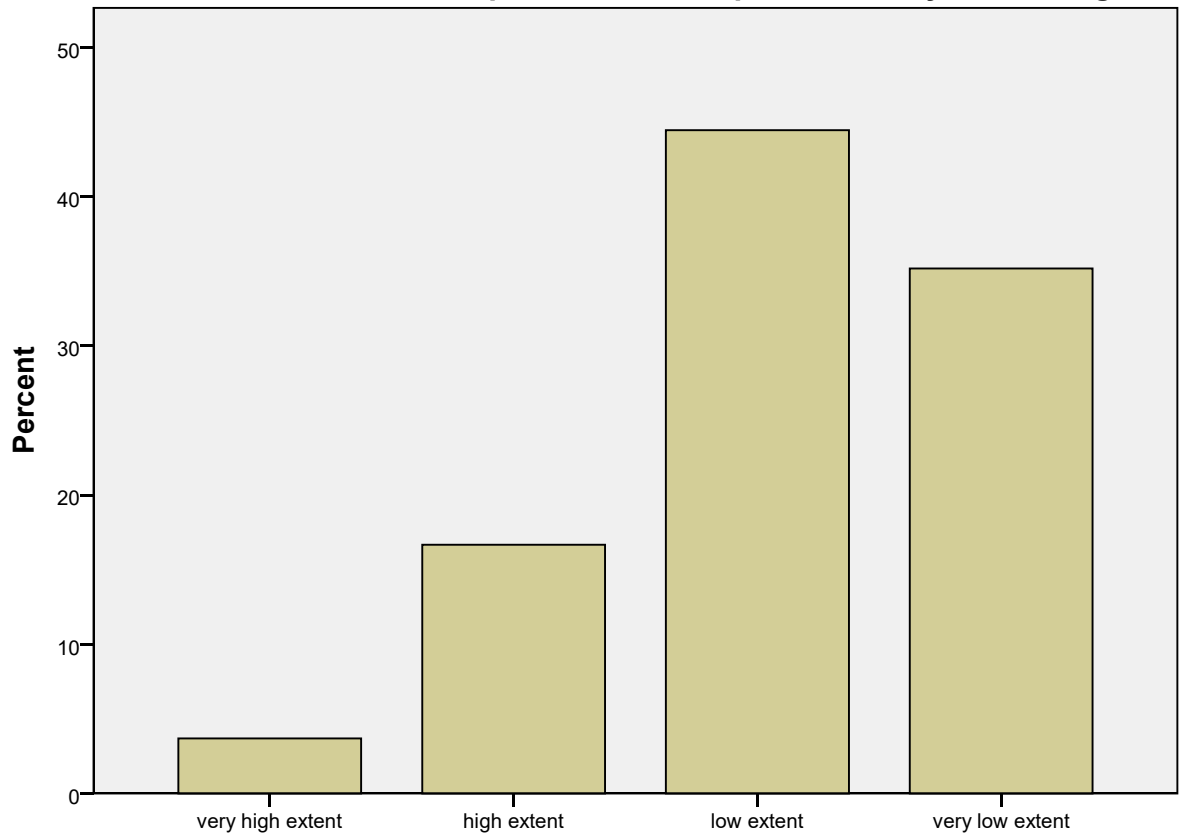


**Comments - The use of sounds in teaching scenarios will increase in the future.**



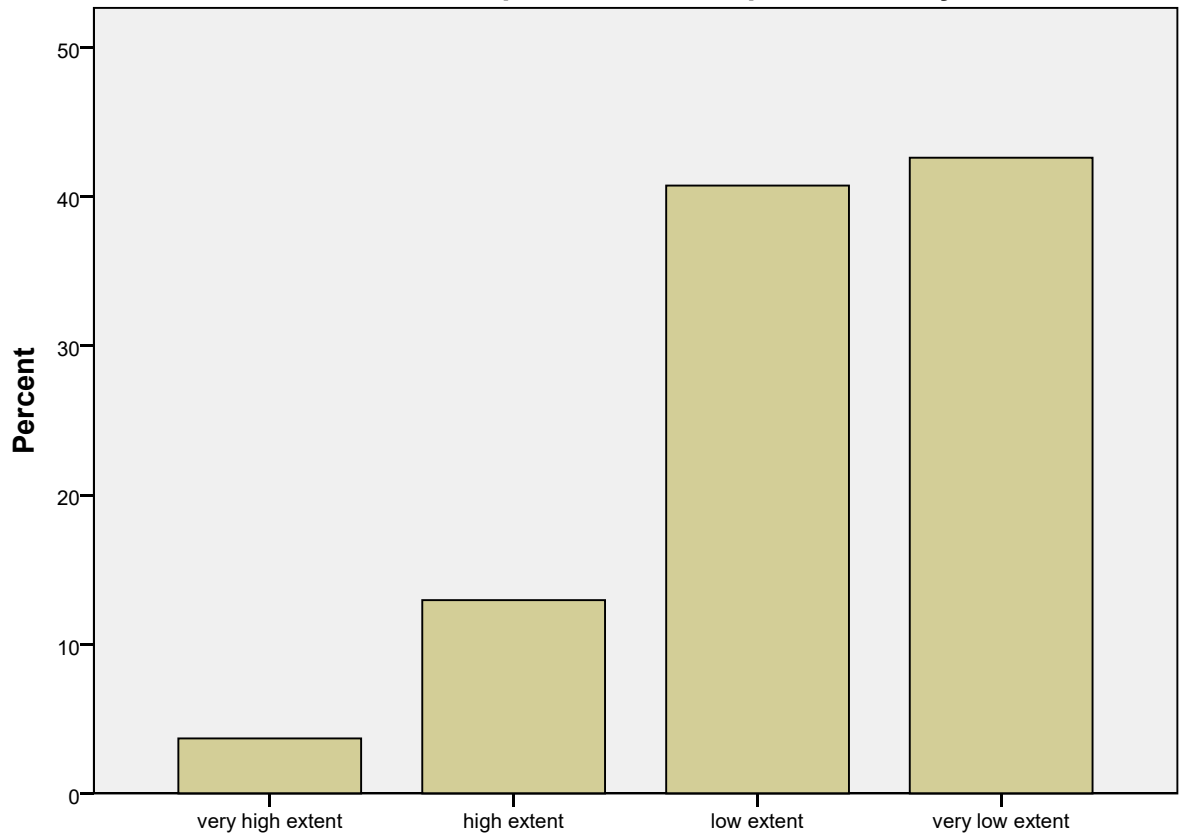
**Comments - The use of sounds in teaching scenarios will increase in the future.**

**To what extent can sounds improve the development of... my knowledge**



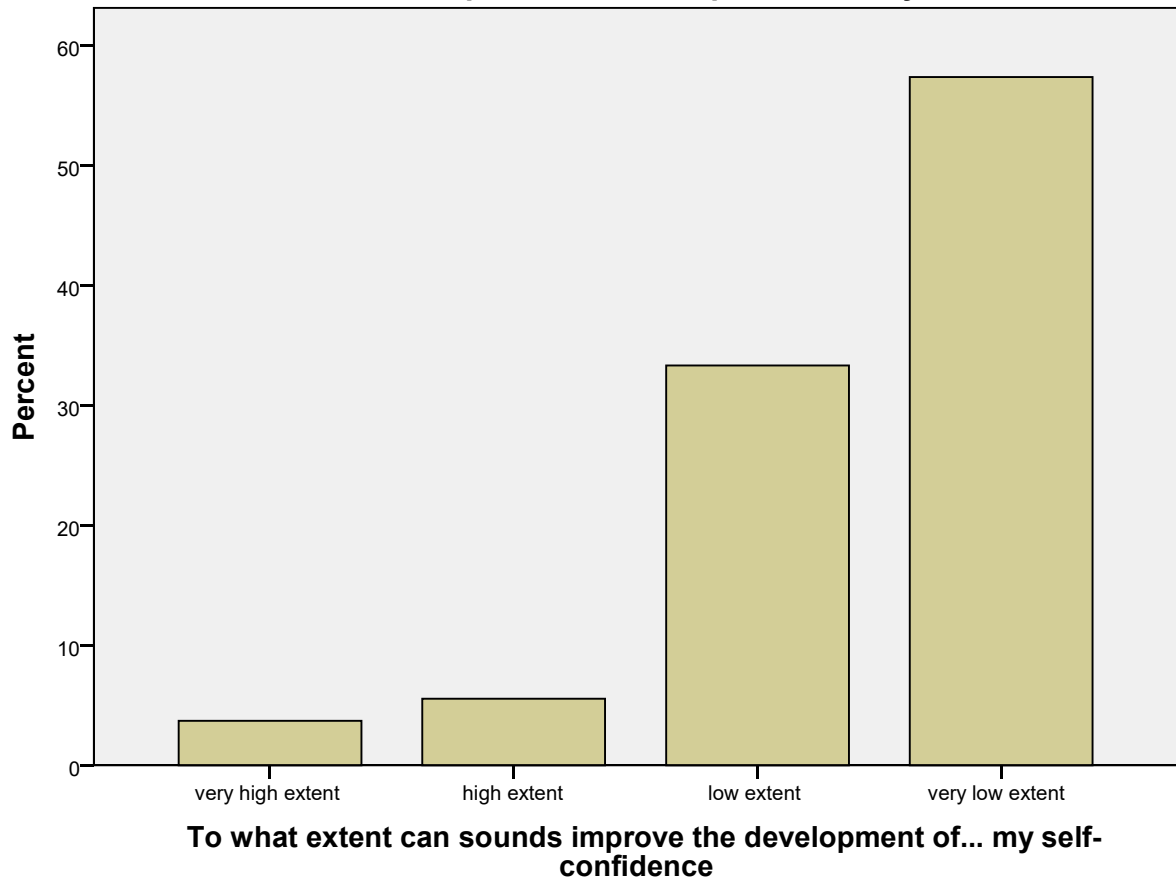
**To what extent can sounds improve the development of... my knowledge**

**To what extent can sounds improve the development of... my education**

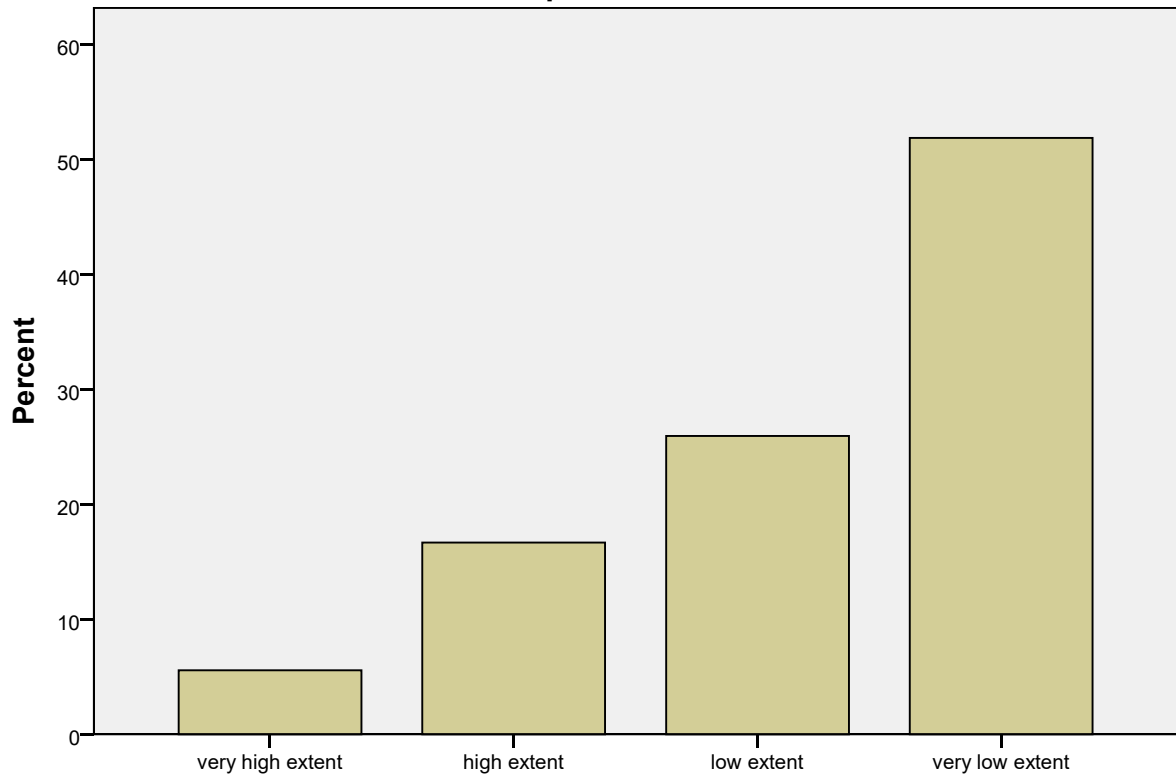


**To what extent can sounds improve the development of... my education**

**To what extent can sounds improve the development of... my self-confidence**

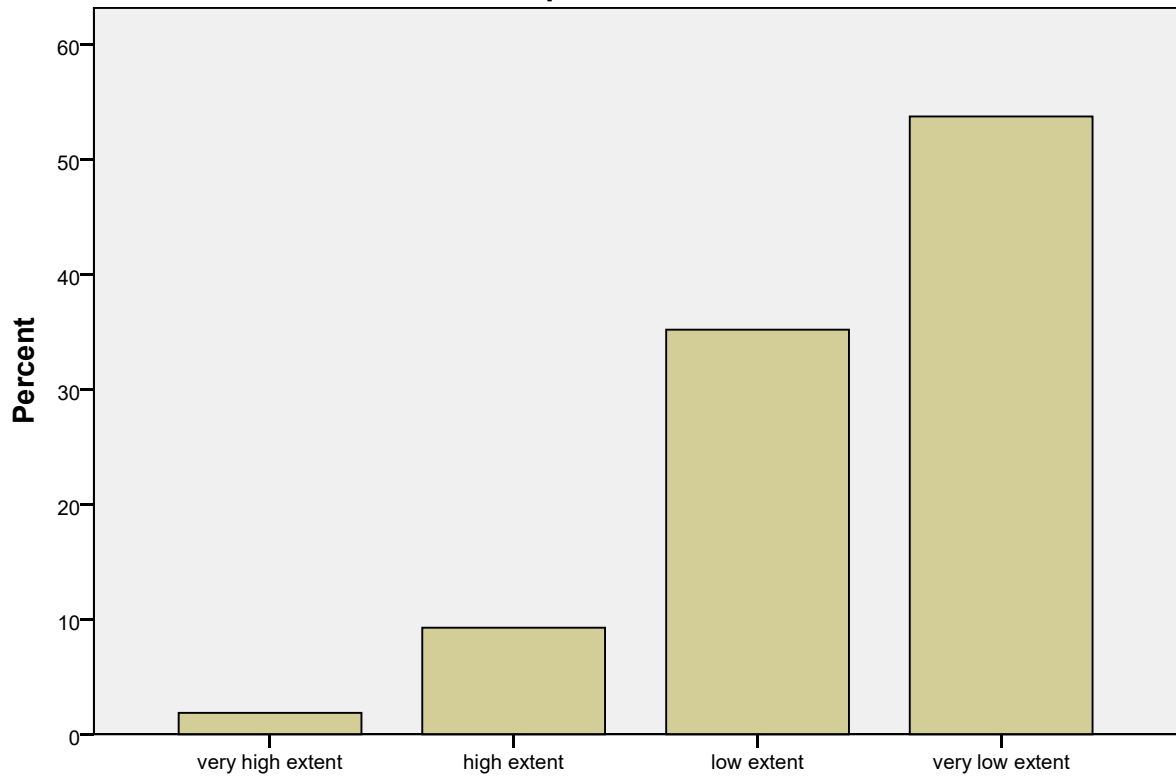


**To what extent can sounds improve the development of... my social competencies**



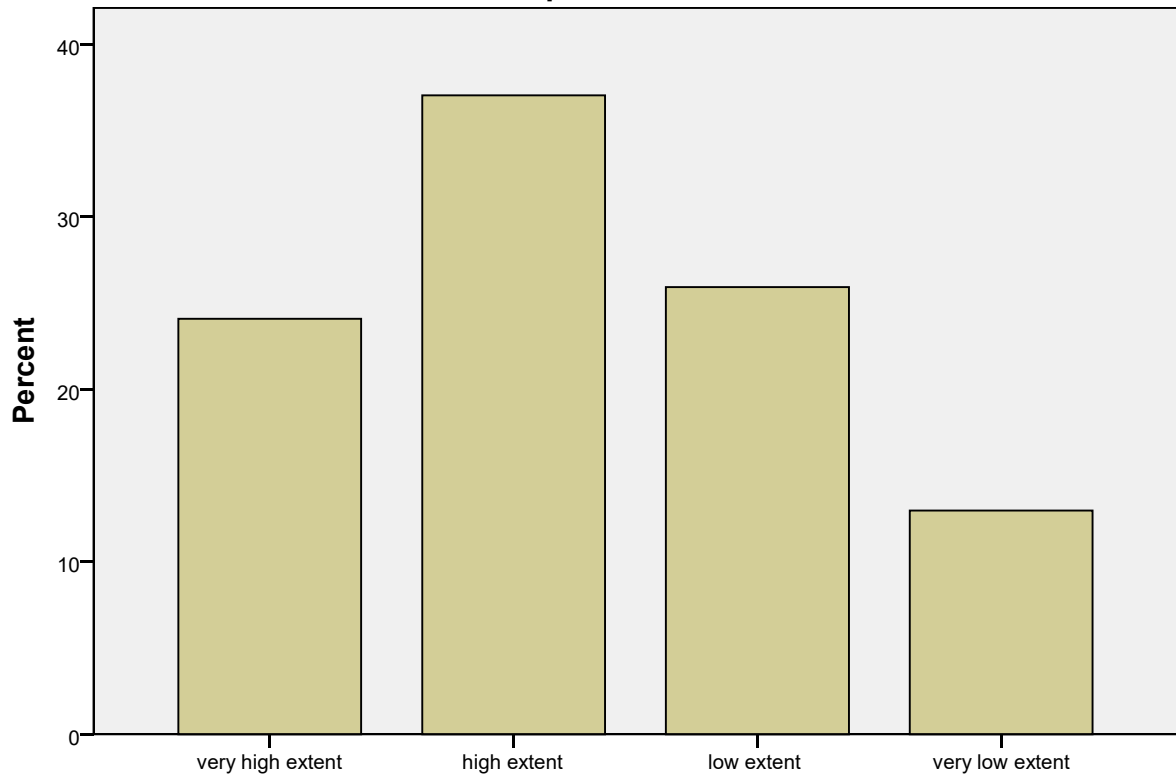
**To what extent can sounds improve the development of... my social competencies**

**To what extent can sounds improve the development of... my reflective competencies**



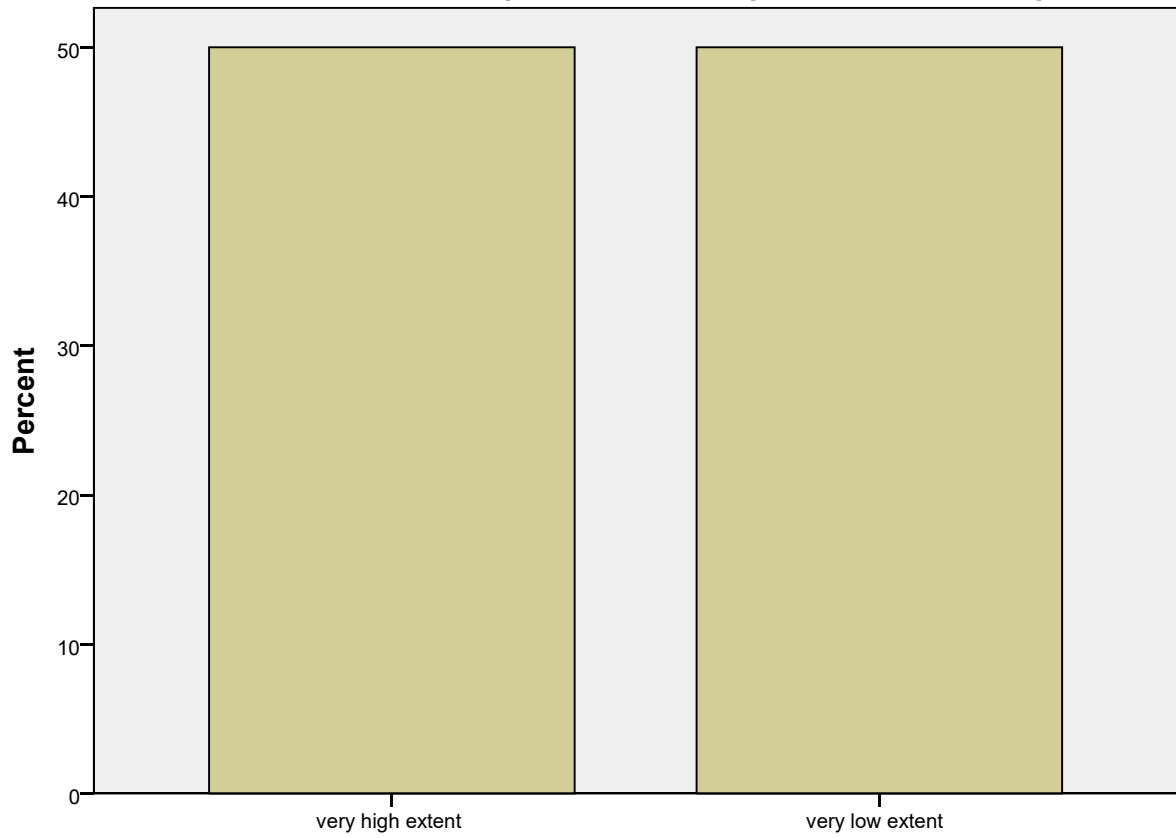
**To what extent can sounds improve the development of... my reflective competencies**

**To what extent can sounds improve the development of... my media competencies**



**To what extent can sounds improve the development of... my media competencies**

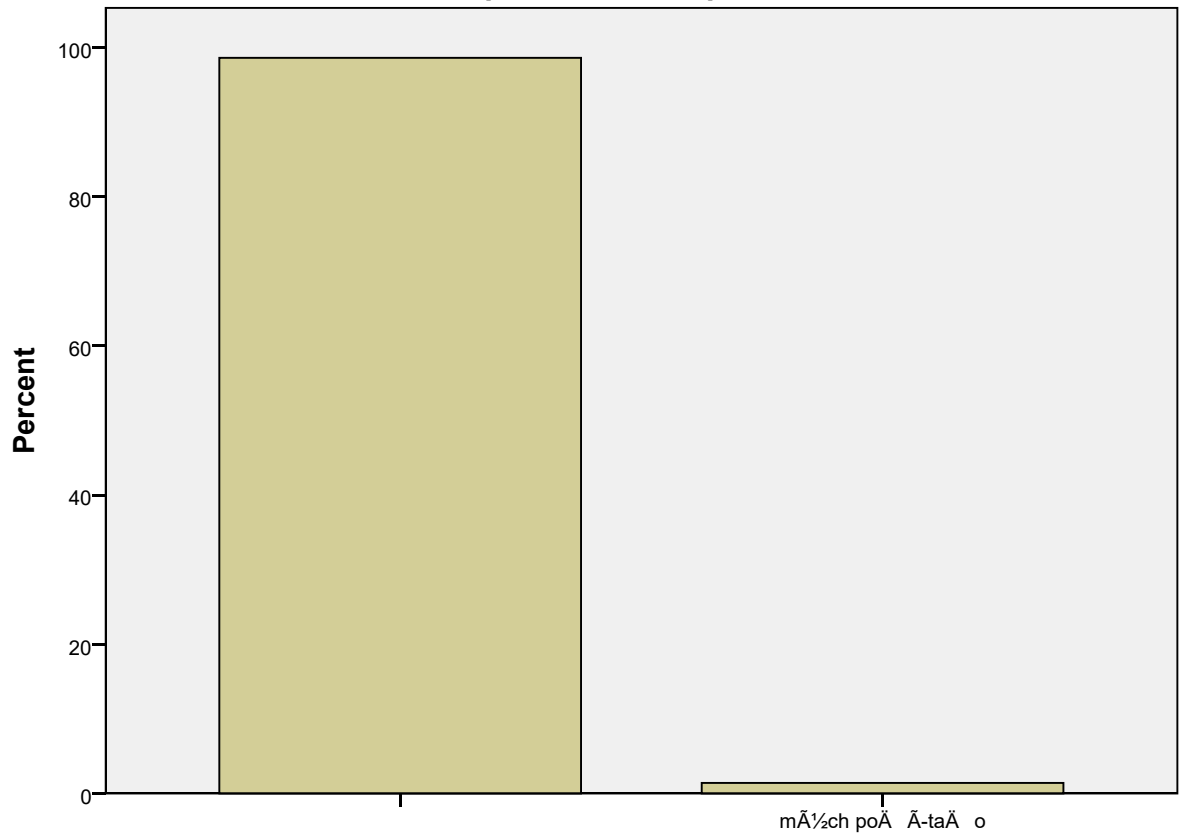
**To what extent can sounds improve the development of... other aspects**



**To what extent can sounds improve the development of... other aspects**

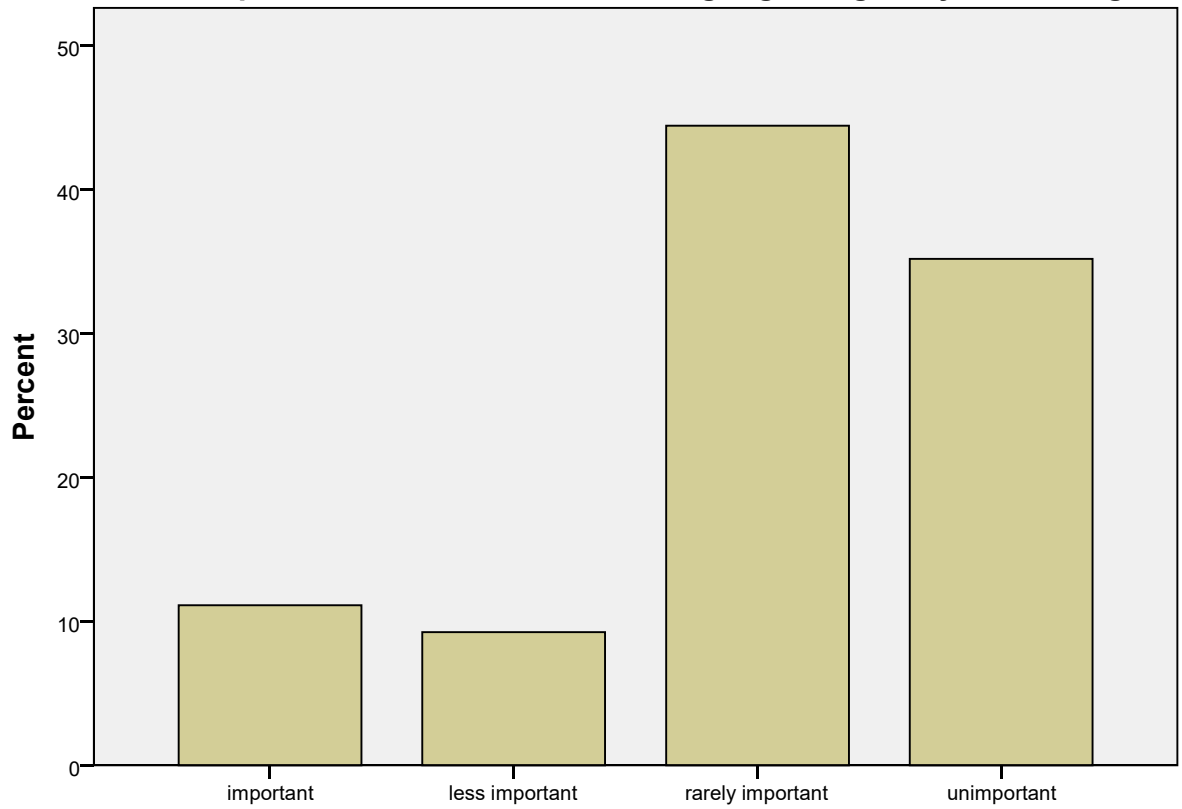


### Development other aspects



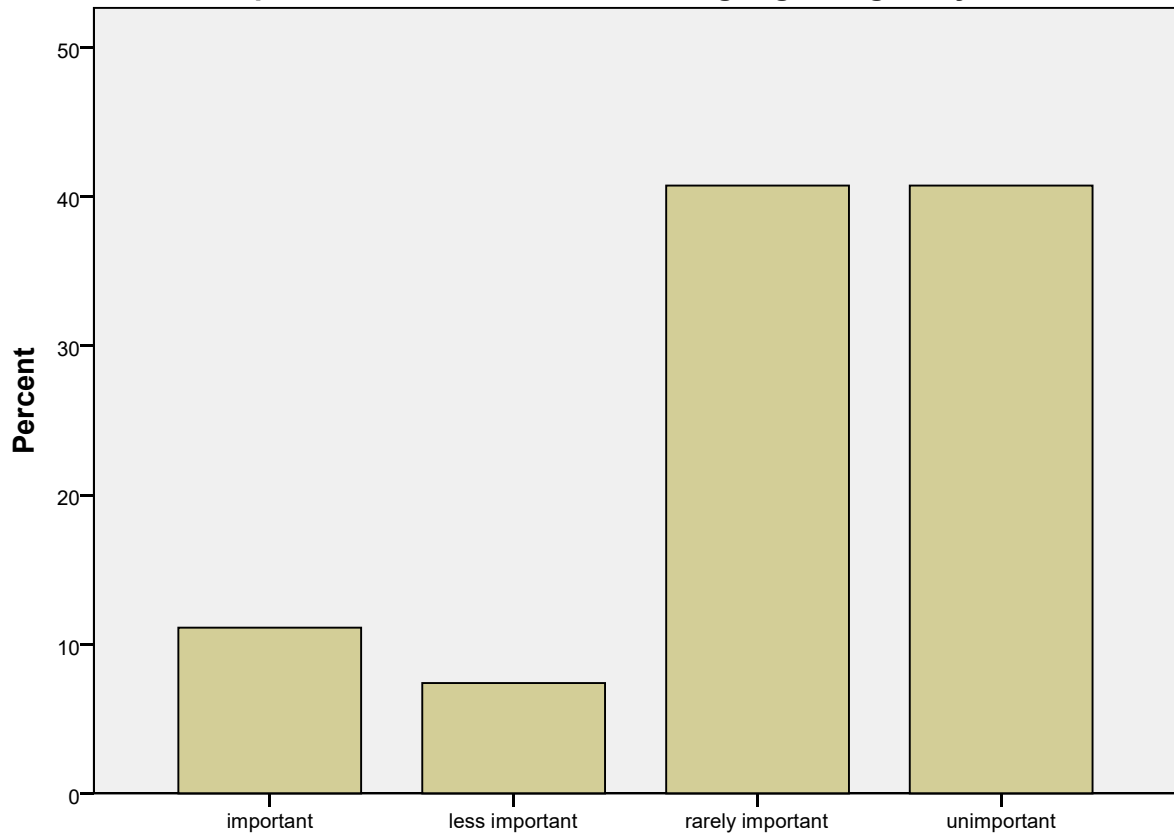
### Development other aspects

**What is the importance of sounds in eLearning regarding... my knoweledge**



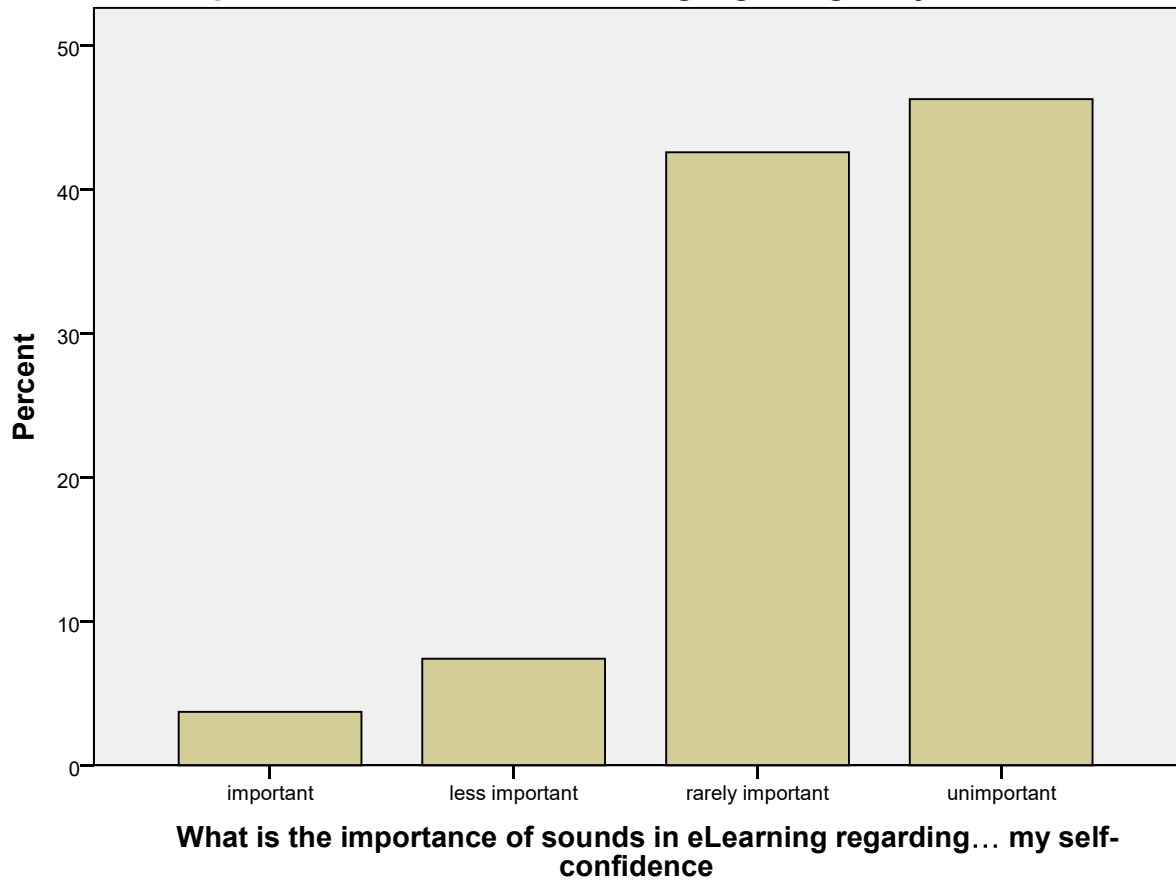
**What is the importance of sounds in eLearning regarding... my knoweledge**

**What is the importance of sounds in eLearning regarding... my education**

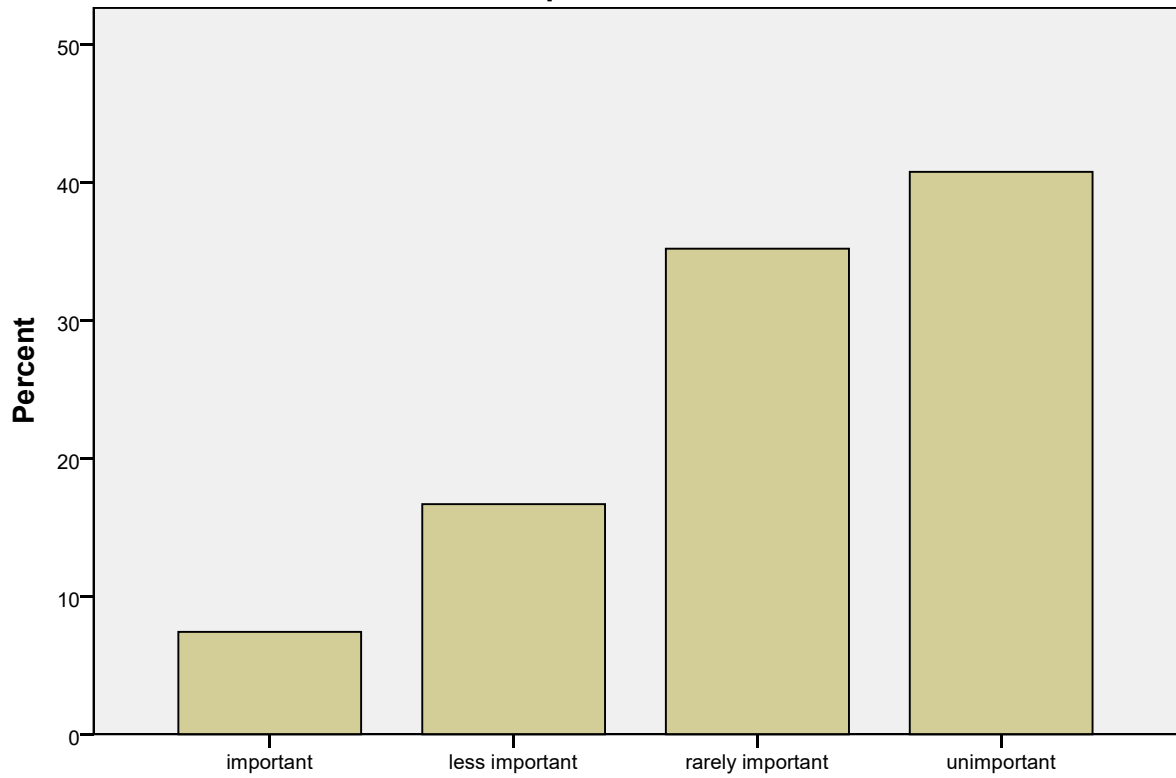


**What is the importance of sounds in eLearning regarding... my education**

**What is the importance of sounds in eLearning regarding... my self-confidence**

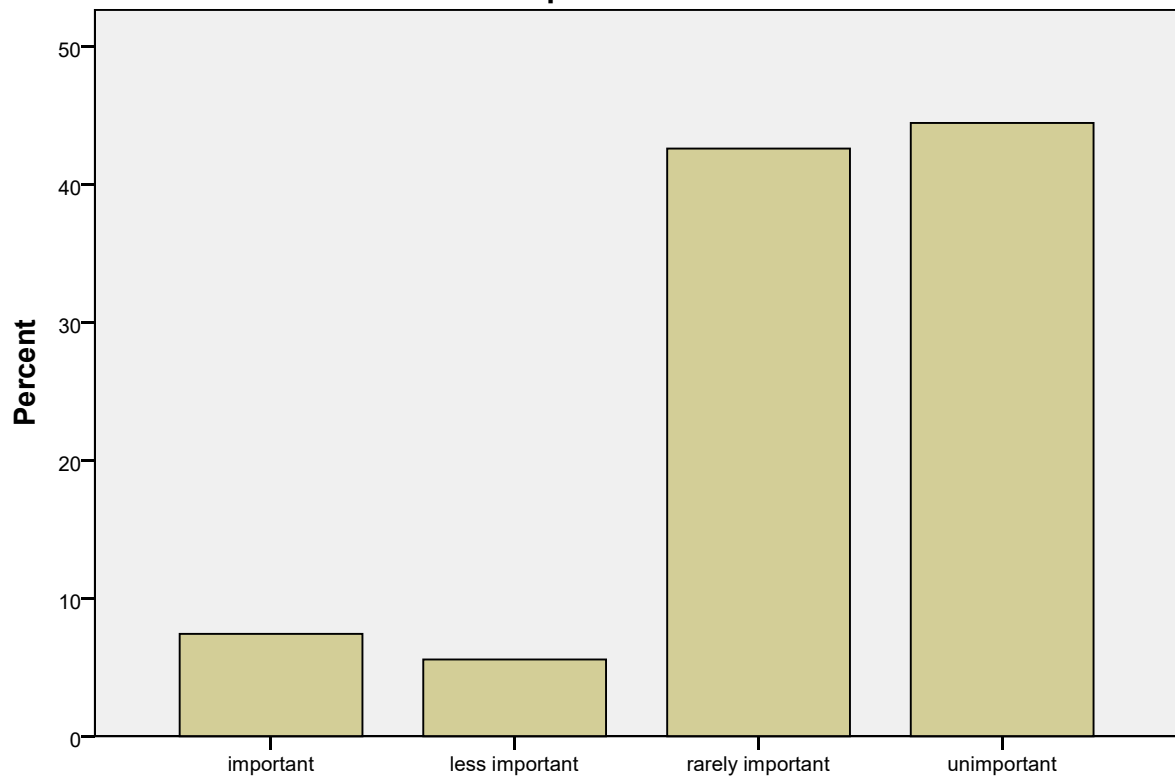


**What is the importance of sounds in eLearning regarding... my social competencies**



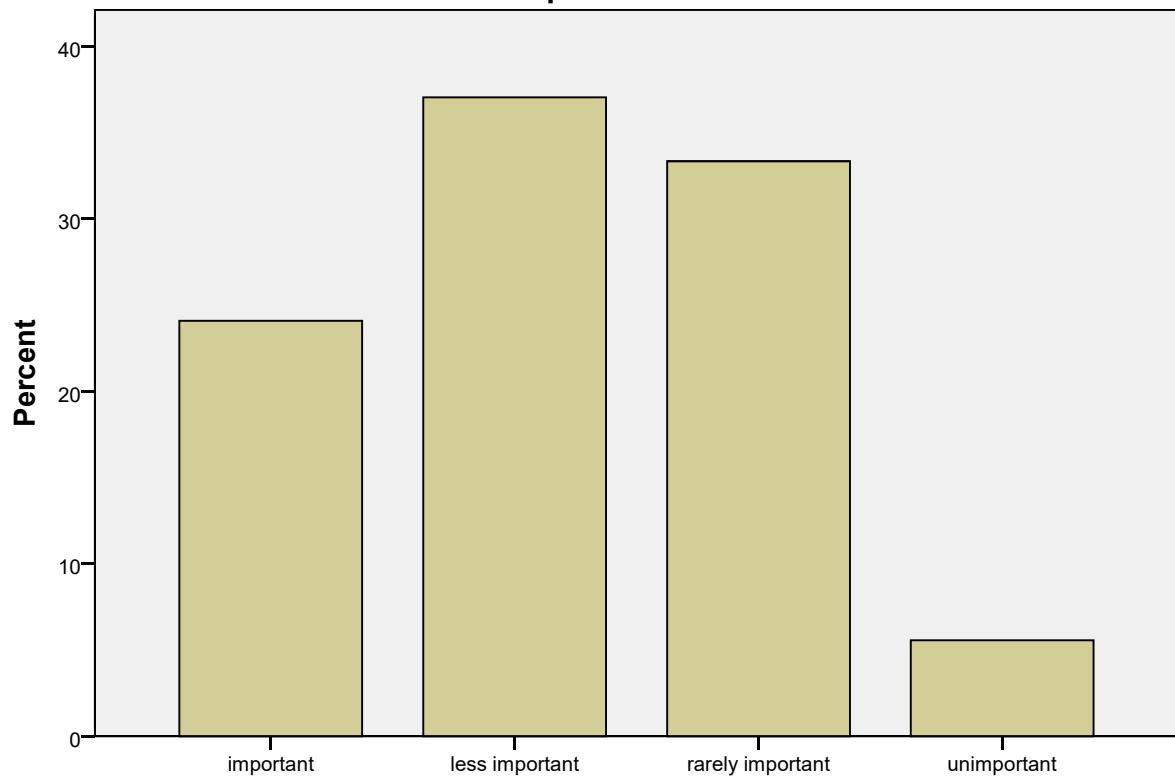
**What is the importance of sounds in eLearning regarding... my social competencies**

**What is the importance of sounds in eLearning regarding... my reflective competencies**




**What is the importance of sounds in eLearning regarding... my reflective competencies**

**What is the importance of sounds in eLearning regarding... my media competencies**



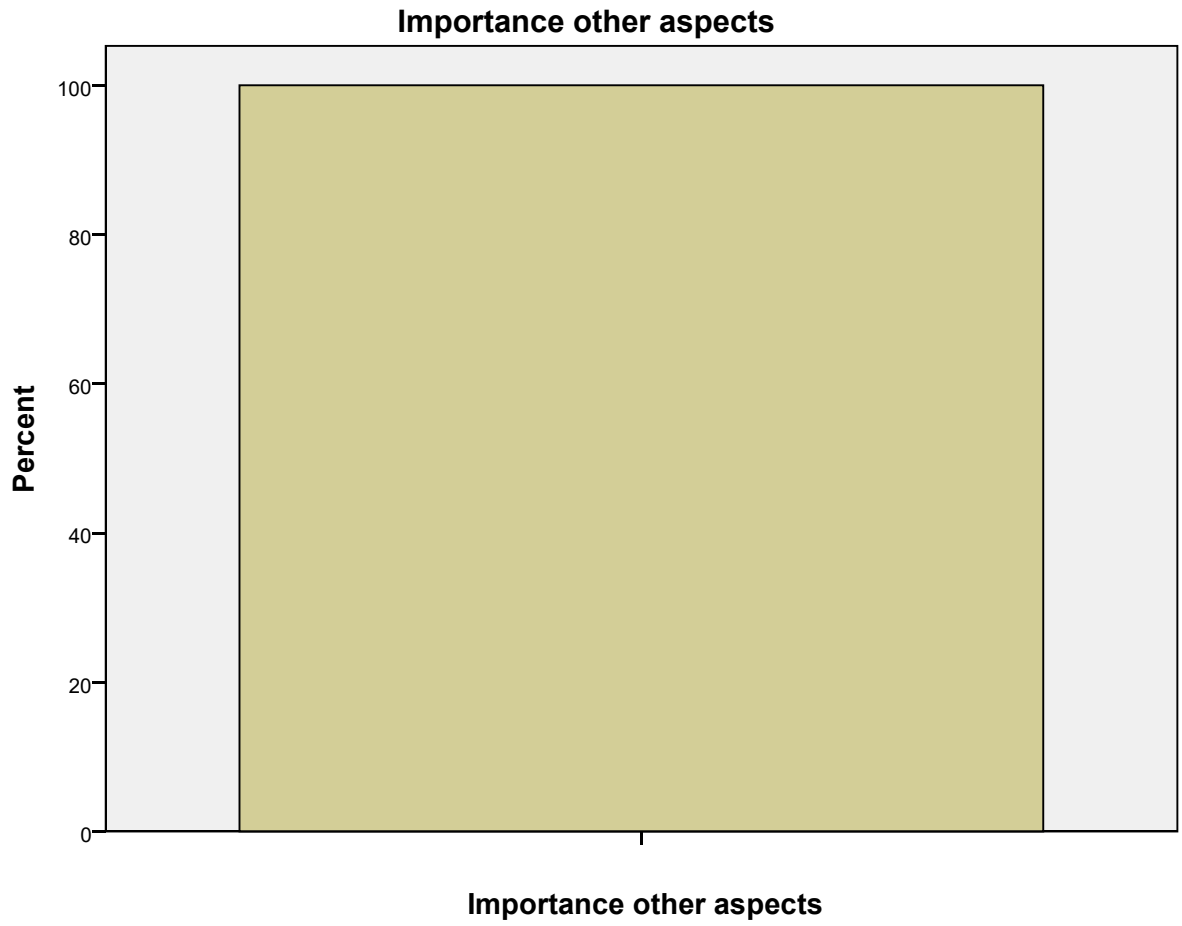
**What is the importance of sounds in eLearning regarding... my media competencies**

**What is the importance of sounds in eLearning regarding... other aspects**

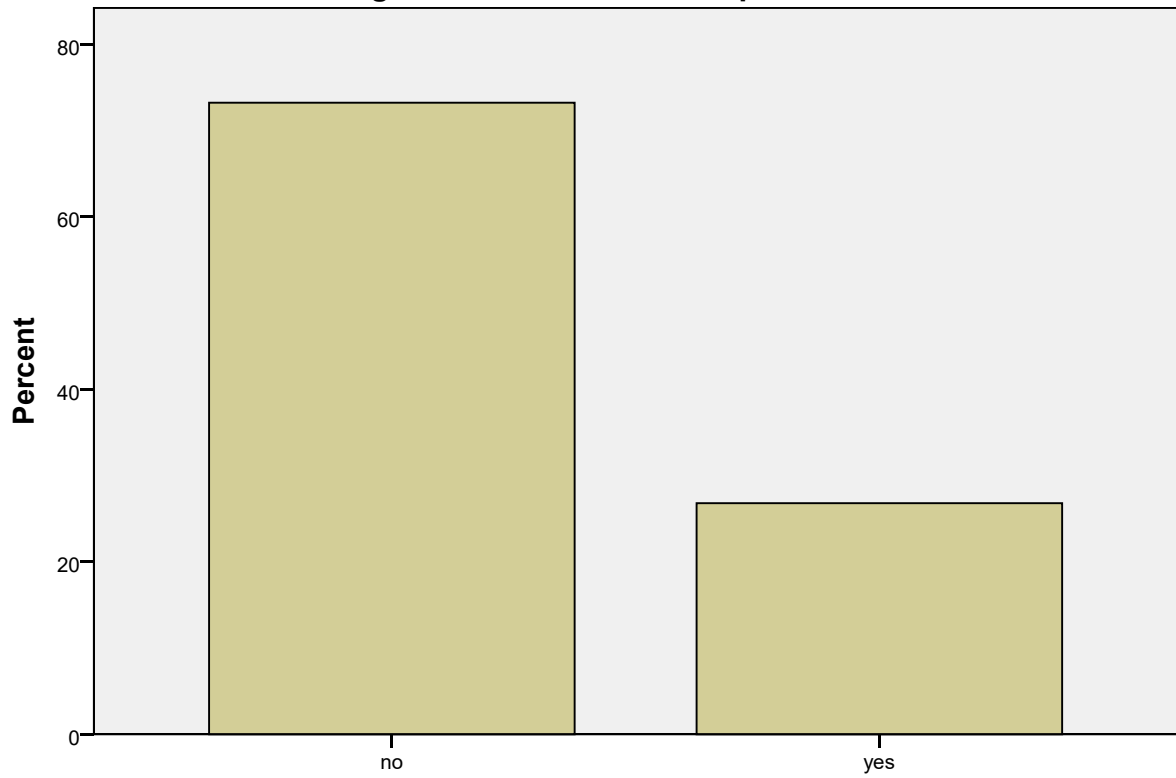


**What is the importance of sounds in eLearning regarding... other aspects**



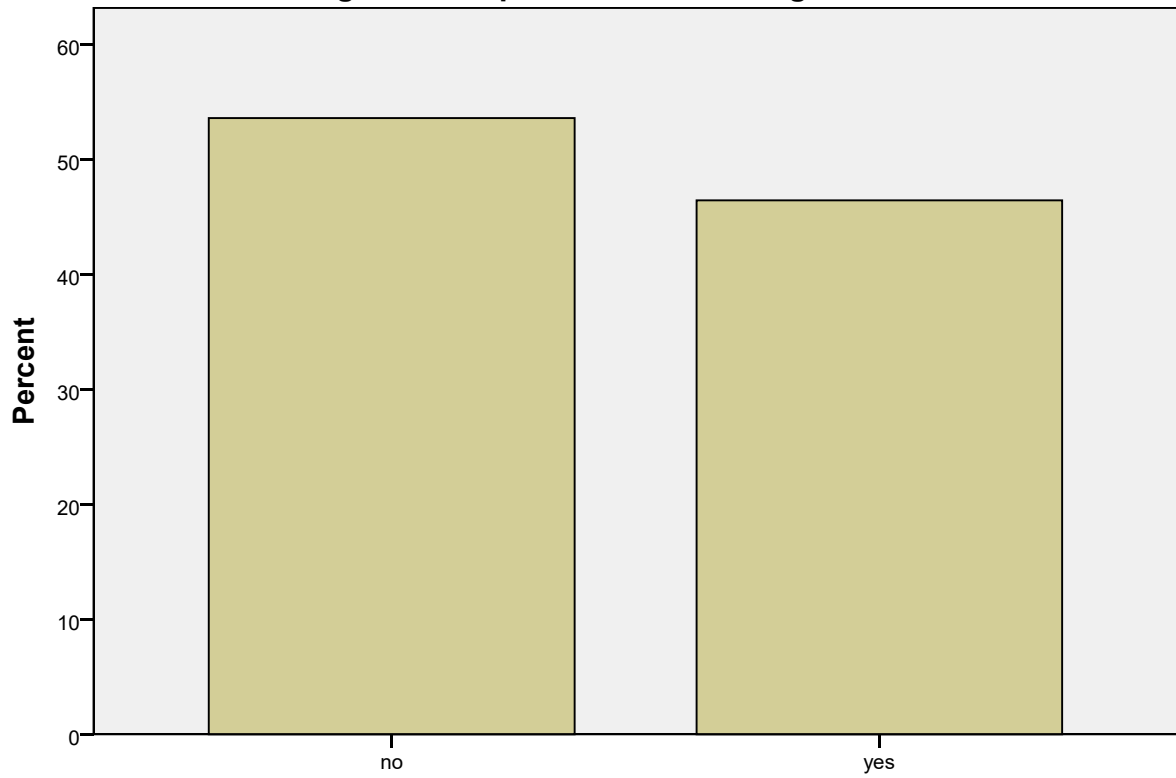


**Challenges: Where do you need help or support concerning sounds in eLearning? - identification of adequate sounds**



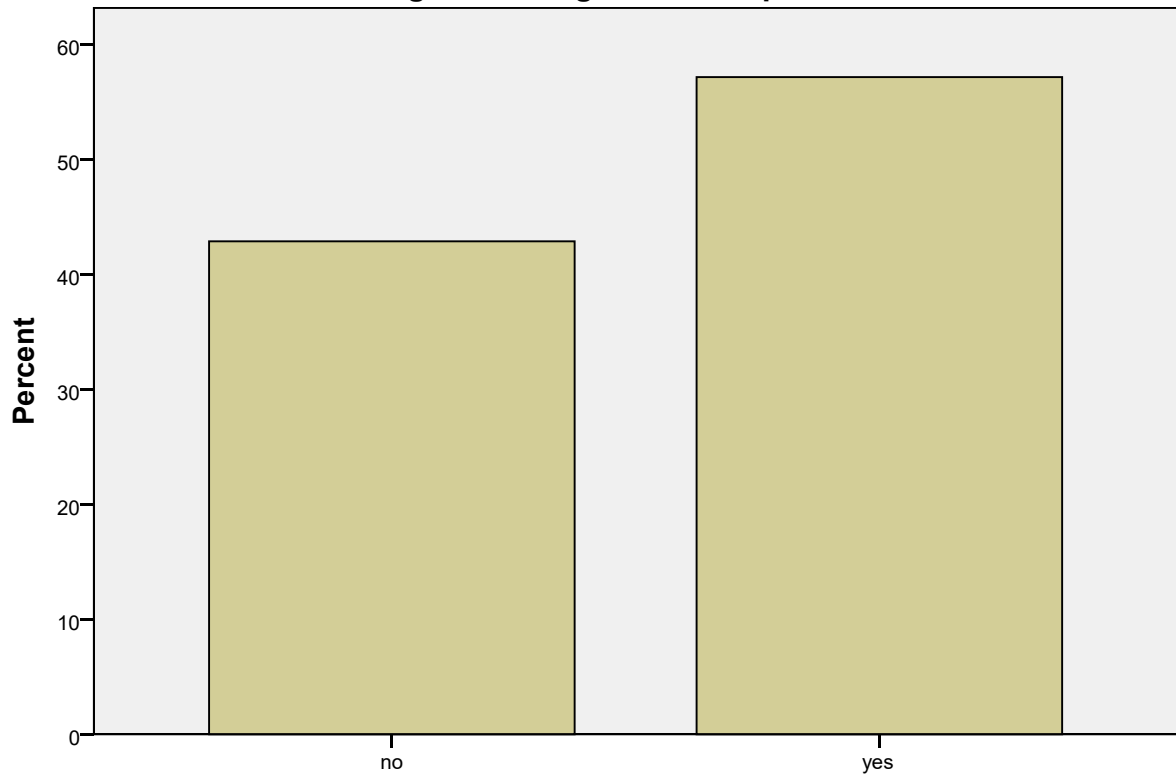
**Challenges: Where do you need help or support concerning sounds in eLearning? - identification of adequate sounds**

**Challenges: Where do you need help or support concerning sounds in eLearning? - development and recording of sounds**



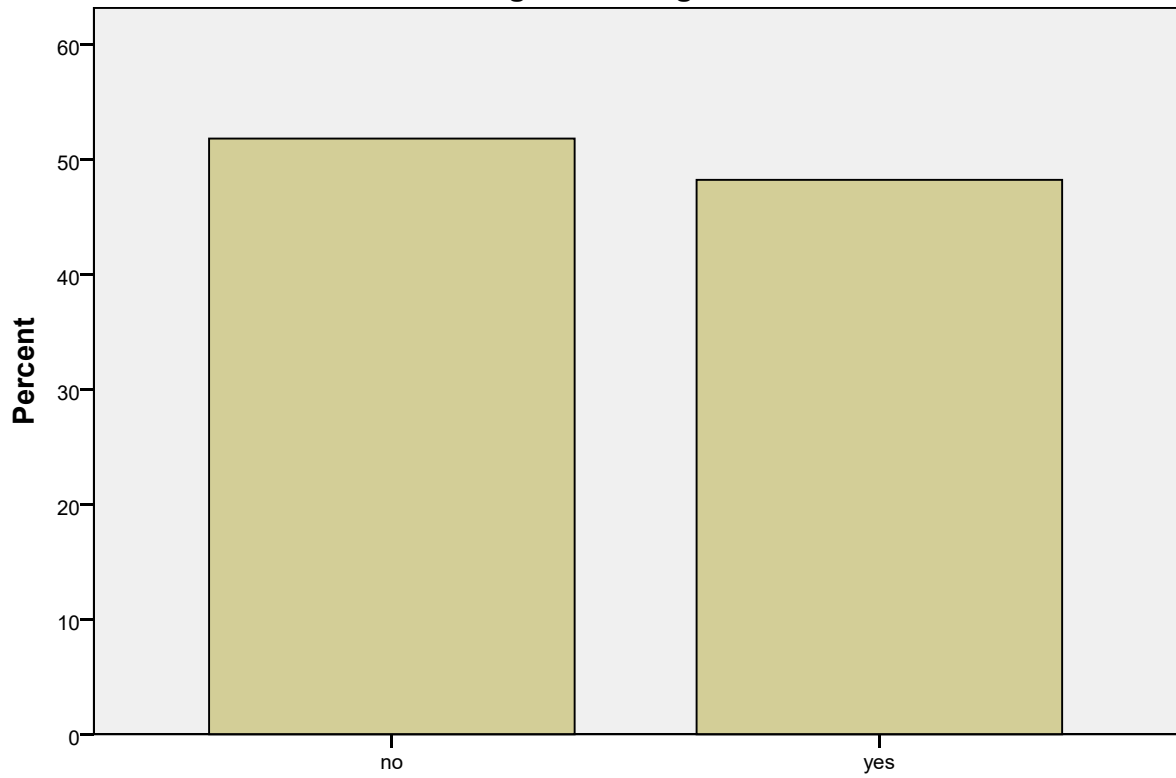
**Challenges: Where do you need help or support concerning sounds in eLearning? - development and recording of sounds**

**Challenges: Where do you need help or support concerning sounds in eLearning? - creating narration / podcasts**



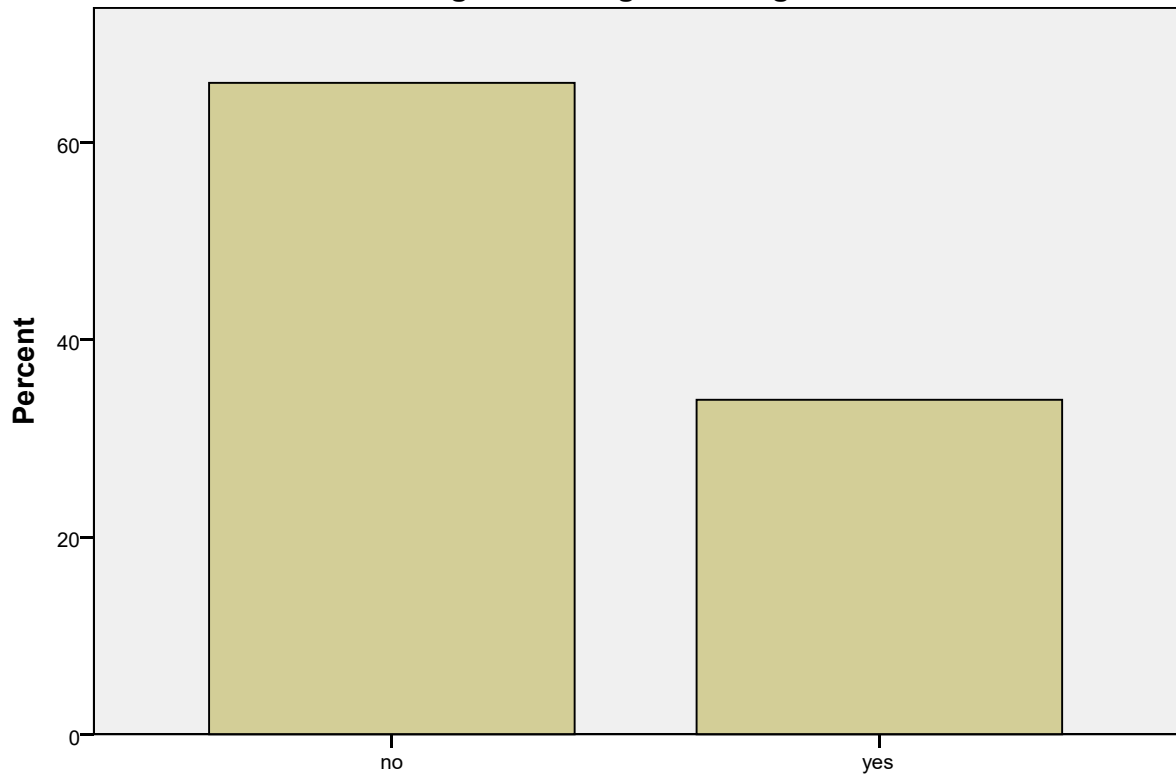
**Challenges: Where do you need help or support concerning sounds in eLearning? - creating narration / podcasts**

**Challenges: Where do you need help or support concerning sounds in eLearning? - creating music**



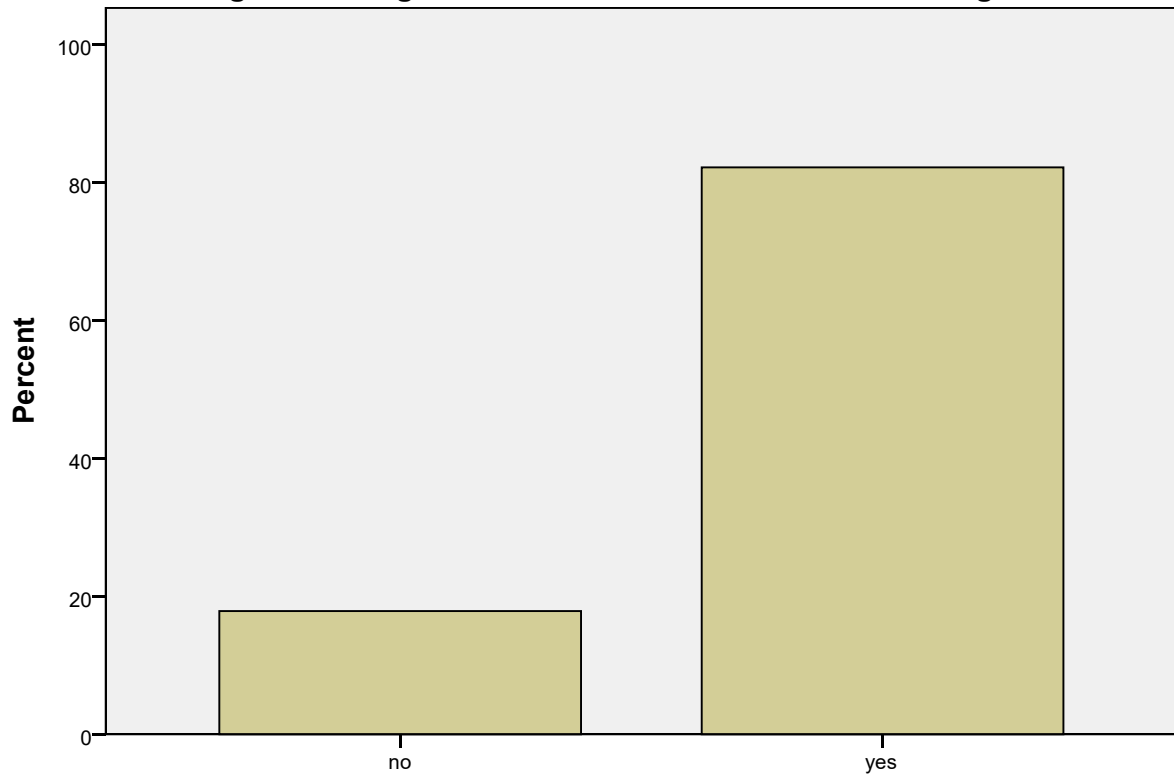
**Challenges: Where do you need help or support concerning sounds in eLearning? - creating music**

**Challenges: Where do you need help or support concerning sounds in eLearning? - creating sound signals**



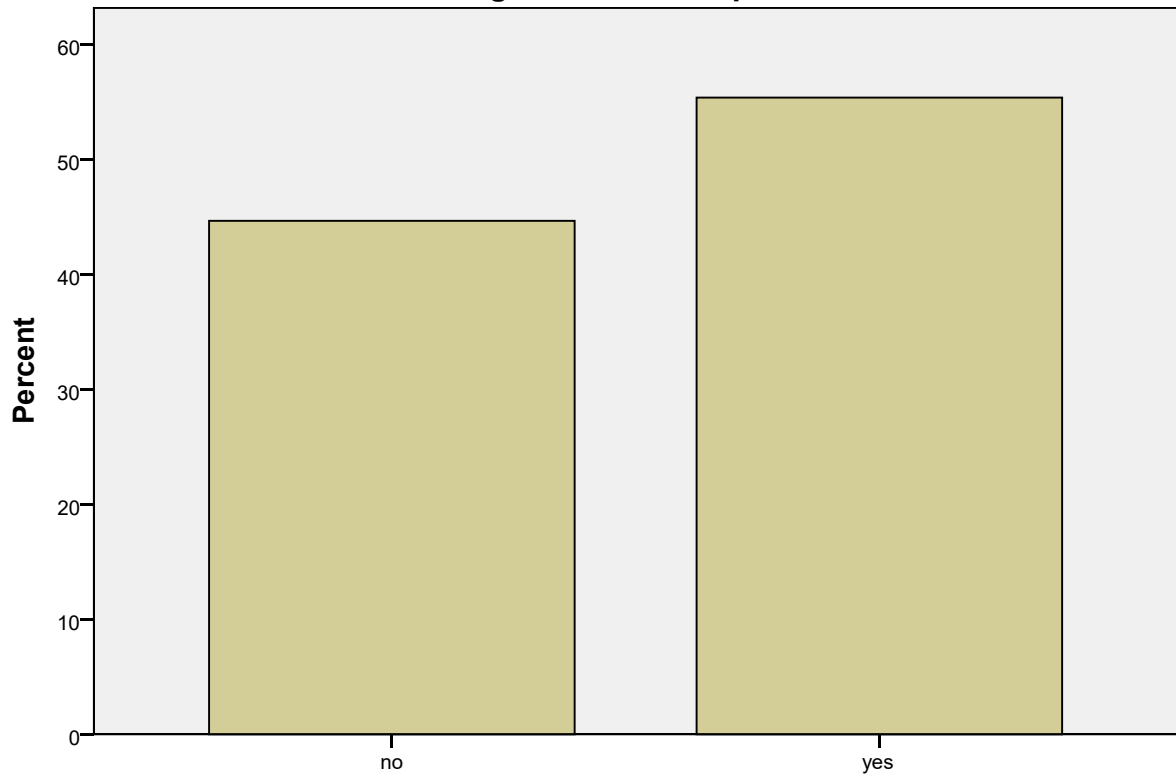
**Challenges: Where do you need help or support concerning sounds in eLearning? - creating sound signals**

**Challenges: Where do you need help or support concerning sounds in eLearning? - creating didactical scenarios with sound integration**



**Challenges: Where do you need help or support concerning sounds in eLearning? - creating didactical scenarios with sound integration**


**Challenges: Where do you need help or support concerning sounds in eLearning? - technical aspects**



**Challenges: Where do you need help or support concerning sounds in eLearning? - technical aspects**




**Other Challenges. Please write in which other aspects you like to get support:**



**Other Challenges. Please write in which other aspects you like to get support:**

**Write down which opportunities you have to use of sounds in eLearning.**



**Write down which opportunities you have to use of sounds in eLearning.**